

Carballo, Campeonato de España QuadX

Clasificado por mejor tiempo de vuelta

Q1 PRO

Carballo 0,000 km

Entrenos Oficiales

02/05/2010 10:35

Clasificación (40:00 Tiempo) iniciado a 10:29:14

Pos.	Nº	Nombre	Mejor Tm	Dif. resp. 1º	En Vuelta	Marca	Club
1	24	RAUL VEGA PAMPANO	1:15.735		10		
2	26	TEOFILO VIÑARAS GALLART	1:16.595	0.860	17	SUZUKI	Recas
3	66	GUILLERMO AMO AIRA	1:16.946	1.211	10	KTM	MS Onda
4	69	JONATHAN GIL	1:17.087	1.352	10	SUZUKI	
5	7	IVAN PUIME RODRIGUEZ	1:18.193	2.458	7	HONDA	C. Esc. Moto Pasion
6	62	DANIEL SANTOS FONTECHA	1:18.914	3.179	5	KTM	
7	6	JUAN RAMON MARIN MESA	1:22.023	6.288	10	KTM	
8	22	OSCAR MENENDEZ FERNANDEZ	1:22.890	7.155	9	YAMAHA	Mc Rav Motor
9	72	JOAO PEDRO BARROS BRISSOS	1:22.976	7.241	6		
10	99	VITOR HUGO TEXEIRA SOARES	1:24.813	9.078	15	SUZUKI	
11	28	PEDRO Mª. CARBALLO FERNANDEZ	1:26.967	11.232	13	KTM	FW Racing
12	53	JOSE LUIS PRIETO ARGÜELLES	1:29.917	14.182	14	HONDA	Moto Club Urso
13	25	IÑIGO GARCIA PINEDO	1:30.174	14.439	6	YAMAHA	Mc. Rioja
14	14	JUAN J. COEGO VILARIÑO	1:30.925	15.190	15	KTM	

Jefe de cronometraje

Director de Carrera

www.sport-adventure.net

Impresos: 02/05/2010 11:11:22



Carballo, Campeonato de España QuadX

Clasificado por vueltas

Q1 PRO Carballo 0,000 km  
 Primera Manga 02/05/2010 12:50  
 Carrera (20:00 y 2 Vueltas) iniciado a 12:47:02

Pos.	Nº	Nombre	Vueltas	Dif. resp. 1º	Dif. resp. anterior	Total Tº	Mejor Tm	En Vuelta	Marca
1	24	RAUL VEGA PAMPANO	18			23:21.888	1:16.912	3	
2	26	TEOFILO VIÑARAS GALLART	18	15.410	15.410	23:37.298	1:17.141	3	SUZUKI
3	62	DANIEL SANTOS FONTECHA	18	49.696	34.286	24:11.584	1:18.794	5	KTM
4	6	JUAN RAMON MARIN MESA	17	1 Vuelta	1 Vuelta	24:18.233	1:20.913	2	KTM
5	22	OSCAR MENENDEZ FERNANDEZ	17	1 Vuelta	20.767	24:39.000	1:23.817	3	YAMAHA
6	72	JOAO PEDRO BARROS BRISSOS	16	2 Vueltas	1 Vuelta	23:47.893	1:24.247	2	
7	28	PEDRO Mª. CARBALLO FERNANDEZ	16	2 Vueltas	20.211	24:08.104	1:26.712	3	KTM
8	53	JOSE LUIS PRIETO ARGÜELLES	16	2 Vueltas	43.152	24:51.256	1:29.993	4	HONDA
9	25	IÑIGO GARCIA PINEDO	15	3 Vueltas	1 Vuelta	24:24.936	1:30.696	3	YAMAHA
10	14	JUAN J. COEGO VILARIÑO	15	3 Vueltas	6.411	24:31.347	1:33.124	2	KTM

No clasificado (75% = 14 Vueltas)

NT	7	IVAN PUIME RODRIGUEZ	14		NT	18:34.243	1:18.488	5	HONDA
NT	99	VITOR HUGO TEXEIRA SOARES	10		NT	15:15.750	1:23.735	2	SUZUKI
NE	66	GUILLERMO AMO AIRA			NE			0	KTM
EX	69	JONATHAN GIL	18		EX	23:33.430	1:16.930	8	SUZUKI

Notificaciones  
 Excluido #69 Art.2.1

Margin of Victory	Avg. Speed	Best Lap Tm	Best Spd	Best Lap by
15.410	-	1:16.912	-	24 - RAUL VEGA PAMPANO

Jefe de cronometraje

Orbits

Director de Carrera

www.sport-adventure.net

Impresos: 02/05/2010 16:12:11



# Carballo, Campeonato de España QuadX

Q1 PRO

Carballo 0,000 km

Primera Manga

02/05/2010 12:50

Carrera (20:00 y 2 Vueltas) iniciado a 12:47:02

Lap	Lap Tm	Diff	Time of Day
<b>(24) RAUL VEGA PAMPANO</b>			
1			12:48:15.936
2	1:16.977	+0.065	12:49:32.913
3	<b>1:16.912</b>		12:50:49.825
4	1:17.837	+0.925	12:52:07.662
5	1:17.445	+0.533	12:53:25.107
6	1:17.782	+0.870	12:54:42.889
7	1:18.346	+1.434	12:56:01.235
8	1:17.654	+0.742	12:57:18.889
9	1:19.254	+2.342	12:58:38.143
10	1:17.789	+0.877	12:59:55.932
11	1:19.069	+2.157	13:01:15.001
12	1:18.544	+1.632	13:02:33.545
13	1:17.808	+0.896	13:03:51.353
14	1:17.094	+0.182	13:05:08.447
15	1:18.942	+2.030	13:06:27.389
16	1:18.857	+1.945	13:07:46.246
17	1:18.540	+1.628	13:09:04.786
18	1:19.184	+2.272	13:10:23.970

Lap	Lap Tm	Diff	Time of Day
<b>(69) JONATHAN GIL</b>			
1			12:48:18.840
2	1:17.140	+0.210	12:49:35.980
3	1:17.962	+1.032	12:50:53.942
4	1:17.730	+0.800	12:52:11.672
5	1:17.772	+0.842	12:53:29.444
6	1:17.510	+0.580	12:54:46.954
7	1:19.407	+2.477	12:56:06.361
8	<b>1:16.930</b>		12:57:23.291
9	1:17.450	+0.520	12:58:40.741
10	1:18.348	+1.418	12:59:59.089
11	1:19.026	+2.096	13:01:18.115
12	1:21.014	+4.084	13:02:39.129
13	1:19.699	+2.769	13:03:58.828
14	1:20.793	+3.863	13:05:19.621
15	1:19.217	+2.287	13:06:38.838
16	1:19.027	+2.097	13:07:57.865
17	1:18.976	+2.046	13:09:16.841
18	1:18.671	+1.741	13:10:35.512

Lap	Lap Tm	Diff	Time of Day
<b>(26) TEOFILO VIÑARAS GALLART</b>			
1			12:48:16.524
2	1:18.858	+1.717	12:49:35.382
3	<b>1:17.141</b>		12:50:52.523
4	1:18.425	+1.284	12:52:10.948
5	1:19.079	+1.938	12:53:30.027
6	1:18.981	+1.840	12:54:49.008
7	1:20.076	+2.935	12:56:09.084
8	1:18.041	+0.900	12:57:27.125
9	1:18.534	+1.393	12:58:45.659
10	1:19.873	+2.732	13:00:05.532
11	1:20.333	+3.192	13:01:25.865
12	1:17.737	+0.596	13:02:43.602
13	1:18.512	+1.371	13:04:02.114
14	1:18.861	+1.720	13:05:20.975
15	1:18.324	+1.183	13:06:39.299
16	1:20.197	+3.056	13:07:59.496
17	1:18.802	+1.661	13:09:18.298
18	1:21.082	+3.941	13:10:39.380

Lap	Lap Tm	Diff	Time of Day
<b>(62) DANIEL SANTOS FONTECHA</b>			
1			12:48:21.856
2	1:19.509	+0.715	12:49:41.365
3	1:19.572	+0.778	12:51:00.937
4	1:19.254	+0.460	12:52:20.191

Lap	Lap Tm	Diff	Time of Day
5	<b>1:18.794</b>		12:53:38.985
6	1:19.140	+0.346	12:54:58.125
7	1:20.651	+1.857	12:56:18.776
8	1:23.322	+4.528	12:57:42.098
9	1:20.237	+1.443	12:59:02.335
10	1:20.387	+1.593	13:00:22.722
11	1:20.083	+1.289	13:01:42.805
12	1:22.189	+3.395	13:03:04.994
13	1:20.816	+2.022	13:04:25.810
14	1:19.839	+1.045	13:05:45.649
15	1:22.238	+3.444	13:07:07.887
16	1:22.695	+3.901	13:08:30.582
17	1:21.459	+2.665	13:09:52.041
18	1:21.625	+2.831	13:11:13.666

Lap	Lap Tm	Diff	Time of Day
<b>(6) JUAN RAMON MARIN MESA</b>			
1			12:48:23.069
2	<b>1:20.913</b>		12:49:43.982
3	1:22.142	+1.229	12:51:06.124
4	1:21.095	+0.182	12:52:27.219
5	1:21.715	+0.802	12:53:48.934
6	1:23.180	+2.267	12:55:12.114
7	1:23.007	+2.094	12:56:35.121
8	1:23.606	+2.693	12:57:58.727
9	2:05.346	+44.433	13:00:04.073
10	1:25.246	+4.333	13:01:29.319
11	1:24.061	+3.148	13:02:53.380
12	1:25.595	+4.682	13:04:18.975
13	1:23.341	+2.428	13:05:42.316
14	1:24.731	+3.818	13:07:07.047
15	1:22.890	+1.977	13:08:29.937
16	1:24.738	+3.825	13:09:54.675
17	1:25.640	+4.727	13:11:20.315

Lap	Lap Tm	Diff	Time of Day
<b>(22) OSCAR MENENDEZ FERNANDEZ</b>			
1			12:48:26.224
2	1:24.718	+0.901	12:49:50.942
3	<b>1:23.817</b>		12:51:14.759
4	1:24.970	+1.153	12:52:39.729
5	1:26.217	+2.400	12:54:05.946
6	1:26.423	+2.606	12:55:32.369
7	1:26.569	+2.752	12:56:58.938
8	1:26.531	+2.714	12:58:25.469
9	1:27.267	+3.450	12:59:52.736
10	1:28.537	+4.720	13:01:21.273
11	1:28.508	+4.691	13:02:49.781
12	1:30.621	+6.804	13:04:20.402
13	1:28.900	+5.083	13:05:49.302
14	1:27.837	+4.020	13:07:17.139
15	1:27.399	+3.582	13:08:44.538
16	1:27.983	+4.166	13:10:12.521
17	1:28.561	+4.744	13:11:41.082

Lap	Lap Tm	Diff	Time of Day
<b>(72) JOAO PEDRO BARROS BRISSOS</b>			
1			12:48:30.480
2	<b>1:24.247</b>		12:49:54.727
3	1:25.841	+1.594	12:51:20.568
4	1:27.838	+3.591	12:52:48.406
5	1:25.993	+1.746	12:54:14.399
6	1:26.921	+2.674	12:55:41.320
7	1:26.863	+2.616	12:57:08.183
8	1:29.647	+5.400	12:58:37.830
9	1:30.661	+6.414	13:00:08.491
10	1:30.740	+6.493	13:01:39.231
11	1:30.091	+5.844	13:03:09.322
12	1:29.819	+5.572	13:04:39.141

Lap	Lap Tm	Diff	Time of Day
13	1:32.592	+8.345	13:06:11.733
14	1:30.950	+6.703	13:07:42.683
15	1:33.912	+9.665	13:09:16.595
16	1:33.380	+9.133	13:10:49.975

Lap	Lap Tm	Diff	Time of Day
<b>(28) PEDRO M<sup>º</sup>. CARBALLO FERNANDEZ</b>			
1			12:48:25.268
2	1:27.652	+0.940	12:49:52.920
3	<b>1:26.712</b>		12:51:19.632
4	1:28.108	+1.396	12:52:47.740
5	1:28.462	+1.750	12:54:16.202
6	1:30.249	+3.537	12:55:46.451
7	1:30.871	+4.159	12:57:17.322
8	1:35.766	+9.054	12:58:53.088
9	1:32.085	+5.373	13:00:25.173
10	1:30.292	+3.580	13:01:55.465
11	1:31.588	+4.876	13:03:27.053
12	1:32.848	+6.136	13:04:59.901
13	1:34.723	+8.011	13:06:34.624
14	1:33.905	+7.193	13:08:08.529
15	1:30.667	+3.955	13:09:39.196
16	1:30.990	+4.278	13:11:10.186

Lap	Lap Tm	Diff	Time of Day
<b>(53) JOSE LUIS PRIETO ARGÜELLES</b>			
1			12:48:32.954
2	1:33.632	+3.639	12:50:06.586
3	1:33.161	+3.168	12:51:39.747
4	<b>1:29.993</b>		12:53:09.740
5	1:30.750	+0.757	12:54:40.490
6	1:32.653	+2.660	12:56:13.143
7	1:31.166	+1.173	12:57:44.309
8	1:33.112	+3.119	12:59:17.421
9	1:32.462	+2.469	13:00:49.883
10	1:33.335	+3.342	13:02:23.218
11	1:34.812	+4.819	13:03:58.030
12	1:34.181	+4.188	13:05:32.211
13	1:34.965	+4.972	13:07:07.176
14	1:35.196	+5.203	13:08:42.372
15	1:35.072	+5.079	13:10:17.444
16	1:35.894	+5.901	13:11:53.338

Lap	Lap Tm	Diff	Time of Day
<b>(25) IÑIGO GARCIA PINEDO</b>			
1			12:48:30.319
2	1:35.532	+4.836	12:50:05.851
3	<b>1:30.696</b>		12:51:36.547
4	1:30.803	+0.107	12:53:07.350
5	1:31.662	+0.966	12:54:39.012
6	1:33.864	+3.168	12:56:12.876
7	1:33.798	+3.102	12:57:46.674
8	1:35.700	+5.004	12:59:22.374
9	1:36.791	+6.095	13:00:59.165
10	1:40.292	+9.596	13:02:39.457
11	1:48.124	+17.428	13:04:27.581
12	1:48.607	+17.911	13:06:16.188
13	1:49.182	+18.486	13:08:05.370
14	1:38.667	+9.971	13:09:44.037
15	1:42.981	+12.285	13:11:27.018

Lap	Lap Tm	Diff	Time of Day
<b>(14) JUAN J. COEGO VILARIÑO</b>			
1			12:48:32.189
2	<b>1:33.124</b>		12:50:05.313
3	1:33.703	+0.579	12:51:39.016
4	1:35.476	+2.352	12:53:14.492
5	1:39.309	+6.185	12:54:53.801
6	1:39.200	+6.076	12:56:33.001
7	1:38.681	+5.557	12:58:11.682

Carballo, Campeonato de España QuadX

Q1 PRO

Carballo 0,000 km

Primera Manga

02/05/2010 12:50

Carrera (20:00 y 2 Vueltas) iniciado a 12:47:02



Lap	Lap Tm	Diff	Time of Day
8	1:36.707	+3.583	12:59:48.389
9	1:39.928	+6.804	13:01:28.317
10	1:42.226	+9.102	13:03:10.543
11	1:37.401	+4.277	13:04:47.944
12	1:42.281	+9.157	13:06:30.225
13	1:41.825	+8.701	13:08:12.050
14	1:38.441	+5.317	13:09:50.491
15	1:42.938	+9.814	13:11:33.429

Lap	Lap Tm	Diff	Time of Day
-----	--------	------	-------------

Lap	Lap Tm	Diff	Time of Day
-----	--------	------	-------------

(7) IVAN PUIME RODRIGUEZ

1			12:48:20.393
2	1:19.203	+0.715	12:49:39.596
3	1:19.101	+0.613	12:50:58.697
4	1:19.287	+0.799	12:52:17.984
5	<b>1:18.488</b>		12:53:36.472
6	1:18.906	+0.418	12:54:55.378
7	1:19.422	+0.934	12:56:14.800
8	1:19.047	+0.559	12:57:33.847
9	1:21.093	+2.605	12:58:54.940
10	1:21.067	+2.579	13:00:16.007
11	1:20.201	+1.713	13:01:36.208
12	1:20.273	+1.785	13:02:56.481
13	1:20.269	+1.781	13:04:16.750
14	1:19.575	+1.087	13:05:36.325

(99) VITOR HUGO TEXEIRA SOARES

1			12:49:12.011
2	<b>1:23.735</b>		12:50:35.746
3	1:24.159	+0.424	12:51:59.905
4	1:25.781	+2.046	12:53:25.686
5	1:30.858	+7.123	12:54:56.544
6	1:26.846	+3.111	12:56:23.390
7	1:26.719	+2.984	12:57:50.109
8	1:26.870	+3.135	12:59:16.979
9	1:25.121	+1.386	13:00:42.100
10	1:35.732	+11.997	13:02:17.832

Jefe de cronometraje

Director de Carrera

www.sport-adventure.net

Impresos: 02/05/2010 13:14:40



Orbite

# Carballo, Campeonato de España QuadX

## Clasificado por vueltas

Q1 PRO Carballo 0,000 km  
 Segunda Manga 02/05/2010 14:50  
 Carrera (20:00 y 1 Vueltas) iniciado a 14:43:54

Pos.	Nº	Nombre	Vueltas	Dif. resp. 1º	Dif. resp. anterior	Total Tº	Mejor Tm	En Vuelta	Marca
1	24	RAUL VEGA PAMPANO	17			22:32.608	1:17.200	4	
2	7	IVAN PUJIME RODRIGUEZ	17	19.275	19.275	22:51.883	1:19.246	6	HONDA
3	62	DANIEL SANTOS FONTECHA	17	35.025	15.750	23:07.633	1:19.552	4	KTM
4	26	TEOFILO VIÑARAS GALLART	16	1 Vuelta	1 Vuelta	23:10.629	1:18.364	3	SUZUKI
5	72	JOAO PEDRO BARROS BRISSOS	16	1 Vuelta	32.056	23:42.685	1:26.633	3	
6	28	PEDRO Mº. CARBALLO FERNANDEZ	15	2 Vueltas	1 Vuelta	22:39.699	1:27.619	8	KTM
7	25	IÑIGO GARCIA PINEDO	15	2 Vueltas	47.117	23:26.816	1:30.336	6	YAMAHA
8	53	JOSE LUIS PRIETO ARGÜELLES	15	2 Vueltas	12.328	23:39.144	1:30.538	4	HONDA
9	14	JUAN J. COEGO VILARIÑO	14	3 Vueltas	1 Vuelta	23:19.255	1:36.762	3	KTM

No clasificado (75% = 13 Vueltas)

NT	22	OSCAR MENENDEZ FERNANDEZ	10	NT		14:51.509	1:25.077	7	YAMAHA
NT	6	JUAN RAMON MARIN MESA	3	NT		4:03.934	1:21.400	3	KTM
NE	66	GUILLERMO AMO AIRA		NE				0	KTM
NE	99	VITOR HUGO TEXEIRA SOARES		NE				0	SUZUKI
EX	69	JONATHAN GIL	17	EX		22:33.831	1:17.547	5	SUZUKI

### Notificaciones

Excluido #69 Art. 2.1

Margin of Victory	Avg. Speed	Best Lap Tm	Best Spd	Best Lap by
19.275	-	1:17.200	-	24 - RAUL VEGA PAMPANO

Jefe de cronometraje

Director de Carrera

www.sport-adventure.net

Impresos: 02/05/2010 16:11:05

Orbits



# Carballo, Campeonato de España QuadX

Q1 PRO

Carballo 0,000 km

Segunda Manga

02/05/2010 14:50

Carrera (20:00 y 1 Vueltas) iniciado a 14:43:54

Lap	Lap Tm	Diff	Time of Day
<b>(24) RAUL VEGA PAMPANO</b>			
1			14:45:32.767
2	1:19.978	+2.778	14:46:52.745
3	1:19.374	+2.174	14:48:12.119
4	<b>1:17.200</b>		14:49:29.319
5	1:17.999	+0.799	14:50:47.318
6	1:18.150	+0.950	14:52:05.468
7	1:18.457	+1.257	14:53:23.925
8	1:18.035	+0.835	14:54:41.960
9	1:18.630	+1.430	14:56:00.590
10	1:18.365	+1.165	14:57:18.955
11	1:18.570	+1.370	14:58:37.525
12	1:19.076	+1.876	14:59:56.601
13	1:18.171	+0.971	15:01:14.772
14	1:18.257	+1.057	15:02:33.029
15	1:18.362	+1.162	15:03:51.391
16	1:18.418	+1.218	15:05:09.809
17	1:17.731	+0.531	15:06:27.540

Lap	Lap Tm	Diff	Time of Day
<b>(69) JONATHAN GIL</b>			
1			14:45:25.004
2	1:19.675	+2.128	14:46:44.679
3	1:18.056	+0.509	14:48:02.735
4	1:18.297	+0.750	14:49:21.032
5	<b>1:17.547</b>		14:50:38.579
6	1:18.484	+0.937	14:51:57.063
7	1:18.371	+0.824	14:53:15.434
8	1:20.484	+2.937	14:54:35.918
9	1:18.891	+1.344	14:55:54.809
10	1:19.804	+2.257	14:57:14.613
11	1:21.288	+3.741	14:58:35.901
12	1:19.154	+1.607	14:59:55.055
13	1:18.943	+1.396	15:01:13.998
14	1:18.539	+0.992	15:02:32.537
15	1:18.473	+0.926	15:03:51.010
16	1:19.617	+2.070	15:05:10.627
17	1:18.136	+0.589	15:06:28.763

Lap	Lap Tm	Diff	Time of Day
<b>(7) IVAN PUIME RODRIGUEZ</b>			
1			14:45:13.093
2	1:21.893	+2.647	14:46:34.986
3	1:20.472	+1.226	14:47:55.458
4	1:21.209	+1.963	14:49:16.667
5	1:19.871	+0.625	14:50:36.538
6	<b>1:19.246</b>		14:51:55.784
7	1:19.278	+0.032	14:53:15.062
8	1:21.329	+2.083	14:54:36.391
9	1:21.428	+2.182	14:55:57.819
10	1:19.567	+0.321	14:57:17.386
11	1:23.077	+3.831	14:58:40.463
12	1:22.010	+2.764	15:00:02.473
13	1:20.681	+1.435	15:01:23.154
14	1:20.323	+1.077	15:02:43.477
15	1:20.680	+1.434	15:04:04.157
16	1:21.906	+2.660	15:05:26.063
17	1:20.752	+1.506	15:06:46.815

Lap	Lap Tm	Diff	Time of Day
<b>(62) DANIEL SANTOS FONTECHA</b>			
1			14:45:21.255
2	1:22.832	+3.280	14:46:44.087
3	1:20.631	+1.079	14:48:04.718
4	<b>1:19.552</b>		14:49:24.270
5	1:19.883	+0.331	14:50:44.153
6	1:21.683	+2.131	14:52:05.836
7	1:20.749	+1.197	14:53:26.585

Lap	Lap Tm	Diff	Time of Day
8	1:20.293	+0.741	14:54:46.878
9	1:20.089	+0.537	14:56:06.967
10	1:20.907	+1.355	14:57:27.874
11	1:22.477	+2.925	14:58:50.351
12	1:22.597	+3.045	15:00:12.948
13	1:20.667	+1.115	15:01:33.615
14	1:20.585	+1.033	15:02:54.200
15	1:21.528	+1.976	15:04:15.728
16	1:23.568	+4.016	15:05:39.296
17	1:23.269	+3.717	15:07:02.565

Lap	Lap Tm	Diff	Time of Day
<b>(26) TEOFILO VIÑARAS GALLART</b>			
1			14:45:10.657
2	1:20.839	+2.475	14:46:31.496
3	<b>1:18.364</b>		14:47:49.860
4	1:18.387	+0.023	14:49:08.247
5	1:19.982	+1.618	14:50:28.229
6	1:20.775	+2.411	14:51:49.004
7	1:18.676	+0.312	14:53:07.680
8	1:19.675	+1.311	14:54:27.355
9	1:19.917	+1.553	14:55:47.272
10	1:20.922	+2.558	14:57:08.194
11	1:19.269	+0.905	14:58:27.463
12	1:25.864	+7.500	14:59:53.327
13	1:39.757	+21.393	15:01:33.084
14	2:30.017	+1:11.653	15:04:03.101
15	1:28.252	+9.888	15:05:31.353
16	1:34.208	+15.844	15:07:05.561

Lap	Lap Tm	Diff	Time of Day
<b>(72) JOAO PEDRO BARROS BRISSOS</b>			
1			14:45:20.017
2	1:28.985	+2.352	14:46:49.002
3	<b>1:26.633</b>		14:48:15.635
4	1:26.876	+0.243	14:49:42.511
5	1:28.156	+1.523	14:51:10.667
6	1:27.414	+0.781	14:52:38.081
7	1:27.529	+0.896	14:54:05.610
8	1:28.377	+1.744	14:55:33.987
9	1:29.311	+2.678	14:57:03.298
10	1:31.499	+4.866	14:58:34.797
11	1:32.657	+6.024	15:00:07.454
12	1:30.748	+4.115	15:01:38.202
13	1:29.950	+3.317	15:03:08.152
14	1:30.107	+3.474	15:04:38.259
15	1:29.717	+3.084	15:06:07.976
16	1:29.641	+3.008	15:07:37.617

Lap	Lap Tm	Diff	Time of Day
<b>(28) PEDRO M<sup>o</sup>. CARBALLO FERNANDEZ</b>			
1			14:45:17.737
2	1:30.383	+2.764	14:46:48.120
3	1:30.733	+3.114	14:48:18.853
4	1:29.142	+1.523	14:49:47.995
5	1:29.117	+1.498	14:51:17.112
6	1:28.409	+0.790	14:52:45.521
7	1:28.142	+0.523	14:54:13.663
8	<b>1:27.619</b>		14:55:41.282
9	1:31.113	+3.494	14:57:12.395
10	1:33.394	+5.775	14:58:45.789
11	1:32.774	+5.155	15:00:18.563
12	1:30.935	+3.316	15:01:49.498
13	1:31.385	+3.766	15:03:20.883
14	1:32.940	+5.321	15:04:53.823
15	1:40.808	+13.189	15:06:34.631

Lap	Lap Tm	Diff	Time of Day
<b>(25) IÑIGO GARCIA PINEDO</b>			
1			14:45:23.583

Lap	Lap Tm	Diff	Time of Day
2	1:33.795	+3.459	14:46:57.378
3	1:33.450	+3.114	14:48:30.828
4	1:31.799	+1.463	14:50:02.627
5	1:31.099	+0.763	14:51:33.726
6	<b>1:30.336</b>		14:53:04.062
7	1:31.476	+1.140	14:54:35.538
8	1:34.400	+4.064	14:56:09.938
9	1:31.938	+1.602	14:57:41.876
10	1:32.317	+1.981	14:59:14.193
11	1:32.623	+2.287	15:00:46.816
12	1:34.212	+3.876	15:02:21.028
13	1:40.078	+9.742	15:04:01.106
14	1:41.378	+11.042	15:05:42.484
15	1:39.264	+8.928	15:07:21.748

Lap	Lap Tm	Diff	Time of Day
<b>(53) JOSE LUIS PRIETO ARGÜELLES</b>			
1			14:45:26.471
2	1:31.824	+1.286	14:46:58.295
3	1:32.725	+2.187	14:48:31.020
4	<b>1:30.538</b>		14:50:01.558
5	1:31.582	+1.044	14:51:33.140
6	1:31.645	+1.107	14:53:04.785
7	1:34.255	+3.717	14:54:39.040
8	1:33.812	+3.274	14:56:12.852
9	1:32.330	+1.792	14:57:45.182
10	1:33.247	+2.709	14:59:18.429
11	1:36.236	+5.698	15:00:54.665
12	1:39.755	+9.217	15:02:34.420
13	1:40.483	+9.945	15:04:14.903
14	1:37.569	+7.031	15:05:52.472
15	1:41.604	+11.066	15:07:34.076

Lap	Lap Tm	Diff	Time of Day
<b>(14) JUAN J. COEGO VILARIÑO</b>			
1			14:45:25.602
2	1:37.250	+0.488	14:47:02.852
3	<b>1:36.762</b>		14:48:39.614
4	1:37.987	+1.225	14:50:17.601
5	1:39.961	+3.199	14:51:57.562
6	1:39.122	+2.360	14:53:36.684
7	1:39.196	+2.434	14:55:15.880
8	1:39.294	+2.532	14:56:55.174
9	1:44.338	+7.576	14:58:39.512
10	1:42.040	+5.278	15:00:21.552
11	1:41.144	+4.382	15:02:02.696
12	1:41.060	+4.298	15:03:43.756
13	1:50.929	+14.167	15:05:34.685
14	1:39.502	+2.740	15:07:14.187

Lap	Lap Tm	Diff	Time of Day
<b>(22) OSCAR MENENDEZ FERNANDEZ</b>			
1			14:45:42.086
2	1:25.888	+0.811	14:47:07.974
3	1:27.567	+2.490	14:48:35.541
4	1:28.130	+3.053	14:50:03.671
5	1:26.934	+1.857	14:51:30.605
6	1:25.695	+0.618	14:52:56.300
7	<b>1:25.077</b>		14:54:21.377
8	1:28.185	+3.108	14:55:49.562
9	1:29.695	+4.618	14:57:19.257
10	1:27.184	+2.107	14:58:46.441

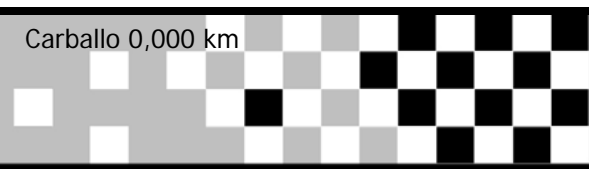
Lap	Lap Tm	Diff	Time of Day
<b>(6) JUAN RAMON MARIN MESA</b>			
1			14:45:15.179
2	1:22.287	+0.887	14:46:37.466
3	<b>1:21.400</b>		14:47:58.866

# Carballo, Campeonato de España QuadX

Q1 PRO

Carballo 0,000 km

Final Q1-Pro



Pos.	Nº	Nombre	Total puntos	1ªM	2ªM	Marca	Club
1	24	RAUL VEGA PAMPANO	50	25	25		
2	26	TEOFILO VIÑARAS GALLART	40	22	18	SUZUKI	Recas
3	62	DANIEL SANTOS FONTECHA	40	20	20	KTM	
4	72	JOAO PEDRO BARROS BRISSOS	31	15	16		
5	28	PEDRO Mª. CARBALLO FERNANDEZ	29	14	15	KTM	FW Racing
6	25	IÑIGO GARCIA PINEDO	26	12	14	YAMAHA	Mc. Rioja
7	53	JOSE LUIS PRIETO ARGÜELLES	26	13	13	HONDA	Moto Club Urso
8	14	JUAN J. COEGO VILARIÑO	23	11	12	KTM	
9	7	IVAN PUIME RODRIGUEZ	22	0	22	HONDA	C. Esc. Moto Pasion
10	6	JUAN RAMON MARIN MESA	18	18	0	KTM	
11	22	OSCAR MENENDEZ FERNANDEZ	16	16	0	YAMAHA	Mc Rav Motor
12	66	GUILLERMO AMO AIRA	0	0	0	KTM	MS Onda
13	99	VITOR HUGO TEXEIRA SOARES	0	0	0	SUZUKI	
14	69	JONATHAN GIL	0	0	0	SUZUKI	

Notificaciones

Excluido #69 Art.2.1

Jefe de cronometraje

Director de Carrera

www.sport-adventure.net

Impresos: 02/05/2010 16:16:14



Orbite

Carballo, Campeonato de España QuadX

Clasificado por mejor tiempo de vuelta

Q2

Carballo 0,000 km

Entrenos Oficiales

02/05/2010 08:30

Clasificación (40:00 Tiempo) iniciado a 8:29:07


Pos.	Nº	Nombre	Mejor Tm	Dif. resp. 1º	En Vuelta	Marca	Club
1	72	ENRIQUE PARDO GRANADO	1:18.776		13	KTM	Palentino Mc
2	55	ADRIAN BAQUEDANO SERRANO	1:21.823	3.047	9	KTM	
3	87	RUBEN SOLER MARTI	1:22.046	3.270	6	KTM	Ctat. Albaida
4	88	DAVID LANDA LANDA	1:23.887	5.111	15	KTM	
5	15	MIGUEL A. LANDA LANDA	1:23.975	5.199	14	KTM	
6	64	ORIOR VIDAL MONTIJANO	1:24.659	5.883	10	YAMAHA	Mc Rav Motor
7	32	DIEGO J. REVILLA LUCIO	1:24.660	5.884	7	SUZUKI	
8	56	ADRIAN LORENZO FARIÑA	1:24.751	5.975	10	SUZUKI	Eco Quad Galicia
9	30	AARON MAZO RUIGOMEZ	1:24.805	6.029	10	SUZUKI	
10	24	DANIEL PEREZ CARRERA	1:24.883	6.107	8	SUZUKI	Mc. Dagan
11	2	TONI VINGUT RIGGALL	1:25.160	6.384	19	KTM	Mc. Formentera-Eivissa
12	4	JOAN BONAFE NAVARRO	1:25.565	6.789	11	KTM	Pm. Sant Joan
13	23	KILLIAN DIAZ GOMEZ	1:26.005	7.229	12	KTM	
14	5	MIGUEL ANGEL ARROYO SAN MIGUEL	1:26.018	7.242	13	SUZUKI	
15	12	JACOBO ALVAREZ PEREZ	1:27.523	8.747	7	SUZUKI	Mc. Dagan
16	44	LUIS Mª UGARTE MUGA	1:28.021	9.245	12	KTM	
17	35	JULIO TABOADA MEIJIDE	1:30.386	11.610	13	SUZUKI	
18	31	MARCOS FERNANDEZ RODRIGUEZ	1:30.607	11.831	8	SUZUKI	Mc. Gomesende
19	94	ELADIO AYTHAMI SANCHEZ MELIAN	1:31.515	12.739	13		
20	96	JOSE ANTONIO LEMOS GRILO NOVO	1:32.084	13.308	8	SUZUKI	
21	13	CLAUDIA LOPEZ-ALONSO IZQUIERDO	1:45.488	26.712	2	SUZUKI	
22	59	ALEJANDRO BARCA VILARIÑO	1:46.722	27.946	13	SUZUKI	Eco Quad Galicia
23	99	DANIEL MURIEDAS BECERRA			0	KTM	Sport Racing

Carballo, Campeonato de España QuadX

Clasificado por vueltas

Q2  
Primera Manga  
Carrera (15:00 y 2 Vueltas) iniciado a 11:31:59

Carballo 0,000 km  
02/05/2010 11:30



Pos.	Nº	Nombre	Vlt.	Dif. 1º	Total Tº	Mejor Tm	Club	Marca
1	72	ENRIQUE PARDO GRANADO	14		19:11.846	1:19.504	Palentino Mc	KTM
2	87	RUBEN SOLER MARTI	14	25.804	19:37.650	1:21.778	Ctat. Albaida	KTM
3	15	MIGUEL A. LANDA LANDA	14	31.078	19:42.924	1:23.282		KTM
4	55	ADRIAN BAQUEDANO SERRANO	14	36.483	19:48.329	1:22.812		KTM
5	88	DAVID LANDA LANDA	14	41.885	19:53.731	1:24.240		KTM
6	64	ORIOI VIDAL MONTIJANO	14	49.618	20:01.464	1:24.849	Mc Rav Motor	YAMAHA
7	2	TONI VINGUT RIGGALL	14	54.163	20:06.009	1:24.155	Mc. Formentera-Eivissa	KTM
8	5	MIGUEL ANGEL ARROYO SAN MIGUEL	14	1:20.842	20:32.688	1:26.230		SUZUKI
9	4	JOAN BONAFAE NAVARRO	14	1:22.125	20:33.971	1:26.632	Pm. Sant Joan	KTM
10	23	KILLIAN DIAZ GOMEZ	13	1 Vuelta	19:23.013	1:26.560		KTM
11	32	DIEGO J. REVILLA LUCIO	13	1 Vuelta	19:27.844	1:27.166		SUZUKI
12	12	JACOBO ALVAREZ PEREZ	13	1 Vuelta	19:29.656	1:27.845	Mc. Dagan	SUZUKI
13	96	JOSE ANTONIO LEMOS GRILO NOVO	13	1 Vuelta	19:35.165	1:28.395		SUZUKI
14	31	MARCOS FERNANDEZ RODRIGUEZ	13	1 Vuelta	19:50.080	1:29.994	Mc. Gomesende	SUZUKI
15	44	LUIS Mº UGARTE MUGA	13	1 Vuelta	20:00.955	1:28.805		KTM
16	94	ELADIO AYTHAMI SANCHEZ MELIAN	13	1 Vuelta	20:02.528	1:30.701		
17	35	JULIO TABOADA MEIJIDE	13	1 Vuelta	20:37.024	1:29.577		SUZUKI
18	30	AARON MAZO RUIGOMEZ	12	2 Vueltas	21:53.531	1:26.005		SUZUKI
19	59	ALEJANDRO BARCA VILARIÑO	11	3 Vueltas	20:04.742	1:45.788	Eco Quad Galicia	SUZUKI

No clasificado (75% = 11 Vueltas)

NT	24	DANIEL PEREZ CARRERA	12	NT	16:51.648	1:21.574	Mc. Dagan	SUZUKI
NT	56	ADRIAN LORENZO FARIÑA	1	NT	1:26.238		Eco Quad Galicia	SUZUKI
NE	13	CLAUDIA LOPEZ-ALONSO IZQUIERDO		NE				SUZUKI

Margin of Victory	Avg. Speed	Best Lap Tm	Best Spd	Best Lap by
25.804	-	1:19.504	-	72 - ENRIQUE PARDO GRANADO

Jefe de cronometraje  
Director de Carrera

Orbits

# Carballo, Campeonato de España QuadX

Q2

Carballo 0,000 km

Primera Manga

02/05/2010 11:30

Carrera (15:00 y 2 Vueltas) iniciado a 11:31:59

Lap	Lap Tm	Diff	Time of Day
<b>(72) ENRIQUE PARDO GRANADO</b>			
1			11:33:16.138
2	1:20.219	+0.715	11:34:36.357
3	1:21.395	+1.891	11:35:57.752
4	<b>1:19.504</b>		11:37:17.256
5	1:20.840	+1.336	11:38:38.096
6	1:20.983	+1.479	11:39:59.079
7	1:23.865	+4.361	11:41:22.944
8	1:22.966	+3.462	11:42:45.910
9	1:23.014	+3.510	11:44:08.924
10	1:22.558	+3.054	11:45:31.482
11	1:24.158	+4.654	11:46:55.640
12	1:25.814	+6.310	11:48:21.454
13	1:22.944	+3.440	11:49:44.398
14	1:26.480	+6.976	11:51:10.878

Lap	Lap Tm	Diff	Time of Day
<b>(87) RUBEN SOLER MARTI</b>			
1			11:33:18.554
2	1:23.490	+1.712	11:34:42.044
3	<b>1:21.778</b>		11:36:03.822
4	1:22.496	+0.718	11:37:26.318
5	1:23.324	+1.546	11:38:49.642
6	1:21.973	+0.195	11:40:11.615
7	1:23.336	+1.558	11:41:34.951
8	1:23.397	+1.619	11:42:58.348
9	1:25.649	+3.871	11:44:23.997
10	1:27.397	+5.619	11:45:51.394
11	1:26.232	+4.454	11:47:17.626
12	1:26.037	+4.259	11:48:43.663
13	1:25.122	+3.344	11:50:08.785
14	1:27.897	+6.119	11:51:36.682

Lap	Lap Tm	Diff	Time of Day
<b>(15) MIGUELA. LANDA LANDA</b>			
1			11:33:17.905
2	<b>1:23.282</b>		11:34:41.187
3	1:24.831	+1.549	11:36:06.018
4	1:23.363	+0.081	11:37:29.381
5	1:25.806	+2.524	11:38:55.187
6	1:25.435	+2.153	11:40:20.622
7	1:24.312	+1.030	11:41:44.934
8	1:24.295	+1.013	11:43:09.229
9	1:24.635	+1.353	11:44:33.864
10	1:24.399	+1.117	11:45:58.263
11	1:25.768	+2.486	11:47:24.031
12	1:25.586	+2.304	11:48:49.617
13	1:25.759	+2.477	11:50:15.376
14	1:26.580	+3.298	11:51:41.956

Lap	Lap Tm	Diff	Time of Day
<b>(55) ADRIAN BAQUEDANO SERRANO</b>			
1			11:33:24.420
2	1:25.919	+3.107	11:34:50.339
3	1:25.918	+3.106	11:36:16.257
4	1:23.767	+0.955	11:37:40.024
5	1:23.326	+0.514	11:39:03.350
6	<b>1:22.812</b>		11:40:26.162
7	1:23.361	+0.549	11:41:49.523
8	1:24.041	+1.229	11:43:13.564
9	1:24.264	+1.452	11:44:37.828
10	1:24.942	+2.130	11:46:02.770
11	1:25.677	+2.865	11:47:28.447
12	1:25.203	+2.391	11:48:53.650
13	1:26.523	+3.711	11:50:20.173
14	1:27.188	+4.376	11:51:47.361

Lap	Lap Tm	Diff	Time of Day
<b>(88) DAVID LANDA LANDA</b>			
1			11:33:27.164
2	1:29.231	+2.599	11:34:56.395

Lap	Lap Tm	Diff	Time of Day
1			11:33:19.915
2	1:24.951	+0.711	11:34:44.866
3	1:25.176	+0.936	11:36:10.042
4	<b>1:24.240</b>		11:37:34.282
5	1:25.000	+0.760	11:38:59.282
6	1:24.466	+0.226	11:40:23.748
7	1:25.646	+1.406	11:41:49.394
8	1:25.247	+1.007	11:43:14.641
9	1:24.785	+0.545	11:44:39.426
10	1:24.834	+0.594	11:46:04.260
11	1:25.254	+1.014	11:47:29.514
12	1:26.326	+2.086	11:48:55.840
13	1:28.074	+3.834	11:50:23.914
14	1:28.849	+4.609	11:51:52.763

Lap	Lap Tm	Diff	Time of Day
<b>(64) ORIOL VIDAL MONTIJANO</b>			
1			11:33:23.447
2	1:27.843	+2.994	11:34:51.290
3	1:26.689	+1.840	11:36:17.979
4	1:25.412	+0.563	11:37:43.391
5	1:25.545	+0.696	11:39:08.936
6	1:26.489	+1.640	11:40:35.425
7	<b>1:24.849</b>		11:42:00.274
8	1:25.612	+0.763	11:43:25.886
9	1:25.417	+0.568	11:44:51.303
10	1:26.099	+1.250	11:46:17.402
11	1:25.274	+0.425	11:47:42.676
12	1:25.198	+0.349	11:49:07.874
13	1:26.083	+1.234	11:50:33.957
14	1:26.539	+1.690	11:52:00.496

Lap	Lap Tm	Diff	Time of Day
<b>(2) TONI VINGUT RIGGALL</b>			
1			11:33:28.322
2	1:28.848	+4.693	11:34:57.170
3	1:26.948	+2.793	11:36:24.118
4	1:26.580	+2.425	11:37:50.698
5	1:27.459	+3.304	11:39:18.157
6	1:26.416	+2.261	11:40:44.573
7	1:24.551	+0.396	11:42:09.124
8	1:24.258	+0.103	11:43:33.382
9	<b>1:24.155</b>		11:44:57.537
10	1:26.015	+1.860	11:46:23.552
11	1:24.366	+0.211	11:47:47.918
12	1:25.128	+0.973	11:49:13.046
13	1:25.165	+1.010	11:50:38.211
14	1:26.830	+2.675	11:52:05.041

Lap	Lap Tm	Diff	Time of Day
<b>(5) MIGUEL ANGEL ARROYO SAN MIGUEL</b>			
1			11:33:21.909
2	1:27.867	+1.637	11:34:49.776
3	1:32.285	+6.055	11:36:22.061
4	1:27.167	+0.937	11:37:49.228
5	1:28.692	+2.462	11:39:17.920
6	1:27.979	+1.749	11:40:45.899
7	1:27.887	+1.657	11:42:13.786
8	1:28.005	+1.775	11:43:41.791
9	1:26.993	+0.763	11:45:08.784
10	<b>1:26.230</b>		11:46:35.014
11	1:29.687	+3.457	11:48:04.701
12	1:29.241	+3.011	11:49:33.942
13	1:29.337	+3.107	11:51:03.279
14	1:28.441	+2.211	11:52:31.720

Lap	Lap Tm	Diff	Time of Day
<b>(4) JOAN BONAFE NAVARRO</b>			
1			11:33:27.164
2	1:29.231	+2.599	11:34:56.395

Lap	Lap Tm	Diff	Time of Day
3	1:29.481	+2.849	11:36:25.876
4	1:28.613	+1.981	11:37:54.489
5	1:28.581	+1.949	11:39:23.070
6	1:27.611	+0.979	11:40:50.681
7	1:28.030	+1.398	11:42:18.711
8	1:27.823	+1.191	11:43:46.534
9	1:28.291	+1.659	11:45:14.825
10	<b>1:26.632</b>		11:46:41.457
11	1:28.780	+2.148	11:48:10.237
12	1:27.573	+0.941	11:49:37.810
13	1:27.238	+0.606	11:51:05.048
14	1:27.955	+1.323	11:52:33.003

Lap	Lap Tm	Diff	Time of Day
<b>(23) KILLIAN DIAZ GOMEZ</b>			
1			11:33:30.746
2	1:28.115	+1.555	11:34:58.861
3	1:28.456	+1.896	11:36:27.317
4	1:27.778	+1.218	11:37:55.095
5	1:27.212	+0.652	11:39:22.307
6	1:26.957	+0.397	11:40:49.264
7	<b>1:26.560</b>		11:42:15.824
8	1:27.583	+1.023	11:43:43.407
9	1:33.939	+7.379	11:45:17.346
10	1:28.836	+2.276	11:46:46.182
11	1:30.775	+4.215	11:48:16.957
12	1:31.401	+4.841	11:49:48.358
13	1:33.687	+7.127	11:51:22.045

Lap	Lap Tm	Diff	Time of Day
<b>(32) DIEGO J. REVILLA LUCIO</b>			
1			11:33:25.611
2	<b>1:27.166</b>		11:34:52.777
3	1:27.308	+0.142	11:36:20.085
4	1:27.525	+0.359	11:37:47.610
5	1:28.293	+1.127	11:39:15.903
6	1:28.620	+1.454	11:40:44.523
7	1:28.850	+1.684	11:42:13.373
8	1:28.216	+1.050	11:43:41.589
9	1:32.672	+5.506	11:45:14.261
10	1:33.780	+6.614	11:46:48.041
11	1:35.087	+7.921	11:48:23.128
12	1:33.555	+6.389	11:49:56.683
13	1:30.193	+3.027	11:51:26.876

Lap	Lap Tm	Diff	Time of Day
<b>(12) JACOBO ALVAREZ PEREZ</b>			
1			11:33:26.582
2	1:29.136	+1.291	11:34:55.718
3	1:29.431	+1.586	11:36:25.149
4	1:29.119	+1.274	11:37:54.268
5	<b>1:27.845</b>		11:39:22.113
6	1:30.962	+3.117	11:40:53.075
7	1:30.034	+2.189	11:42:23.109
8	1:29.934	+2.089	11:43:53.043
9	1:31.848	+4.003	11:45:24.891
10	1:30.529	+2.684	11:46:55.420
11	1:31.543	+3.698	11:48:26.963
12	1:30.387	+2.542	11:49:57.350
13	1:31.338	+3.493	11:51:28.688

Lap	Lap Tm	Diff	Time of Day
<b>(96) JOSE ANTONIO LEMOS GRILLO NOVO</b>			
1			11:33:28.133
2	1:30.076	+1.681	11:34:58.209
3	<b>1:28.395</b>		11:36:26.604
4	1:32.029	+3.634	11:37:58.633
5	1:29.095	+0.700	11:39:27.728
6	1:30.154	+1.759	11:40:57.882
7	1:30.660	+2.265	11:42:28.542

Jefe de cronometraje

Director de Carrera



# Carballo, Campeonato de España QuadX

Q2

Carballo 0,000 km

Primera Manga

02/05/2010 11:30

Carrera (15:00 y 2 Vueltas) iniciado a 11:31:59

Lap	Lap Tm	Diff	Time of Day
8	1:31.816	+3.421	11:44:00.358
9	1:28.997	+0.602	11:45:29.355
10	1:31.811	+3.416	11:47:01.166
11	1:31.254	+2.859	11:48:32.420
12	1:31.697	+3.302	11:50:04.117
13	1:30.080	+1.685	11:51:34.197

(31) MARCOS FERNANDEZ RODRIGUEZ

1			11:33:32.453
2	1:30.662	+0.668	11:35:03.115
3	1:30.753	+0.759	11:36:33.868
4	<b>1:29.994</b>		11:38:03.862
5	1:30.190	+0.196	11:39:34.052
6	1:31.749	+1.755	11:41:05.801
7	1:30.689	+0.695	11:42:36.490
8	1:31.099	+1.105	11:44:07.589
9	1:31.742	+1.748	11:45:39.331
10	1:31.783	+1.789	11:47:11.114
11	1:31.779	+1.785	11:48:42.893
12	1:33.670	+3.676	11:50:16.563
13	1:32.549	+2.555	11:51:49.112

(44) LUIS M<sup>a</sup> UGARTE MUGA

1			11:33:30.123
2	1:30.098	+1.293	11:35:00.221
3	<b>1:28.805</b>		11:36:29.026
4	1:29.046	+0.241	11:37:58.072
5	1:29.223	+0.418	11:39:27.295
6	1:29.618	+0.813	11:40:56.913
7	1:30.973	+2.168	11:42:27.886
8	1:32.189	+3.384	11:44:00.075
9	1:36.204	+7.399	11:45:36.279
10	1:34.740	+5.935	11:47:11.019
11	1:38.122	+9.317	11:48:49.141
12	1:38.567	+9.762	11:50:27.708
13	1:32.279	+3.474	11:51:59.987

(94) ELADIO AYTHAMI SANCHEZ MELIAN

1			11:33:33.779
2	1:32.144	+1.443	11:35:05.923
3	1:31.588	+0.887	11:36:37.511
4	<b>1:30.701</b>		11:38:08.212
5	1:31.501	+0.800	11:39:39.713
6	1:32.088	+1.387	11:41:11.801
7	1:34.415	+3.714	11:42:46.216
8	1:31.995	+1.294	11:44:18.211
9	1:34.438	+3.737	11:45:52.649
10	1:30.877	+0.176	11:47:23.526
11	1:33.323	+2.622	11:48:56.849
12	1:32.435	+1.734	11:50:29.284
13	1:32.276	+1.575	11:52:01.560

(35) JULIO TABOADA MEIJIDE

1			11:33:31.769
2	1:30.590	+1.013	11:35:02.359
3	1:30.385	+0.808	11:36:32.744
4	<b>1:29.577</b>		11:38:02.321
5	1:30.769	+1.192	11:39:33.090
6	1:34.438	+4.861	11:41:07.528
7	1:32.753	+3.176	11:42:40.281
8	1:36.081	+6.504	11:44:16.362
9	1:35.690	+6.113	11:45:52.052
10	1:40.489	+10.912	11:47:32.541
11	1:39.547	+9.970	11:49:12.088
12	1:40.900	+11.323	11:50:52.988
13	1:43.068	+13.491	11:52:36.056

Lap	Lap Tm	Diff	Time of Day
(30) AARON MAZO RUIGOMEZ			
1			11:33:22.830
2	1:26.180	+0.175	11:34:49.010
3	<b>1:26.005</b>		11:36:15.015
4	1:26.058	+0.053	11:37:41.073
5	1:26.518	+0.513	11:39:07.591
6	1:27.208	+1.203	11:40:34.799
7	1:36.379	+10.374	11:42:11.178
8	1:26.963	+0.958	11:43:38.141
9	1:26.923	+0.918	11:45:05.064
10	1:27.478	+1.473	11:46:32.542
11	2:28.092	+1:02.087	11:49:00.634
12	4:51.929	+3:25.924	11:53:52.563

(59) ALEJANDRO BARCA VILARIÑO

1			11:33:40.535
2	1:48.212	+2.424	11:35:28.747
3	<b>1:45.788</b>		11:37:14.535
4	1:57.192	+11.404	11:39:11.727
5	1:50.561	+4.773	11:41:02.288
6	1:48.729	+2.941	11:42:51.017
7	1:52.505	+6.717	11:44:43.522
8	1:47.607	+1.819	11:46:31.129
9	1:50.227	+4.439	11:48:21.356
10	1:49.383	+3.595	11:50:10.739
11	1:53.035	+7.247	11:52:03.774

(24) DANIEL PEREZ CARRERA

1			11:33:23.680
2	1:22.789	+1.215	11:34:46.469
3	<b>1:21.574</b>		11:36:08.043
4	1:22.518	+0.944	11:37:30.561
5	1:22.228	+0.654	11:38:52.789
6	1:23.819	+2.245	11:40:16.608
7	1:24.356	+2.782	11:41:40.964
8	1:25.799	+4.225	11:43:06.763
9	1:26.162	+4.588	11:44:32.925
10	1:26.332	+4.758	11:45:59.257
11	1:25.775	+4.201	11:47:25.032
12	1:25.648	+4.074	11:48:50.680

(56) ADRIAN LORENZO FARIÑA


1			11:33:25.270
---	--	--	--------------

Carballo, Campeonato de España QuadX

Clasificado por vueltas

Q2  
 Segunda manga  
 Carrera (15:00 y 2 Vueltas) iniciado a 13:21:14

Carballo 0,000 km  
 02/05/2010 13:25



Pos.	Nº	Nombre	Vlt.	Dif. 1º	Total Tº	Mejor Tm	Club	Marca
1	72	ENRIQUE PARDO GRANADO	13		19:03.231	1:20.177	Palentino Mc	KTM
2	87	RUBEN SOLER MARTI	13	28.613	19:31.844	1:22.037	Ctat. Albaida	KTM
3	55	ADRIAN BAQUEDANO SERRANO	13	35.919	19:39.150	1:22.678		KTM
4	88	DAVID LANDA LANDA	13	55.680	19:58.911	1:24.664		KTM
5	15	MIGUEL A. LANDA LANDA	13	57.945	20:01.176	1:23.205		KTM
6	64	ORIOI VIDAL MONTIJANO	13	59.154	20:02.385	1:25.073	Mc Rav Motor	YAMAHA
7	24	DANIEL PEREZ CARRERA	13	1:08.018	20:11.249	1:24.480	Mc. Dagan	SUZUKI
8	56	ADRIAN LORENZO FARIÑA	13	1:13.372	20:16.603	1:25.905	Eco Quad Galicia	SUZUKI
9	2	TONI VINGUT RIGGALL	13	1:18.901	20:22.132	1:25.820	Mc. Formentera-Eivissa	KTM
10	5	MIGUEL ANGEL ARROYO SAN MIGUEL	13	1:28.767	20:31.998	1:25.856		SUZUKI
11	23	KILLIAN DIAZ GOMEZ	12	1 Vuelta	19:14.754	1:25.988		KTM
12	4	JOAN BONAFE NAVARRO	12	1 Vuelta	19:18.708	1:27.507	Pm. Sant Joan	KTM
13	32	DIEGO J. REVILLA LUCIO	12	1 Vuelta	19:27.200	1:26.439		SUZUKI
14	12	JACOBO ALVAREZ PEREZ	12	1 Vuelta	19:28.570	1:27.587	Mc. Dagan	SUZUKI
15	94	ELADIO AYTHAMI SANCHEZ MELIAN	12	1 Vuelta	19:46.604	1:29.699		
16	44	LUIS Mº UGARTE MUGA	12	1 Vuelta	19:49.450	1:29.330		KTM
17	31	MARCOS FERNANDEZ RODRIGUEZ	12	1 Vuelta	19:49.890	1:30.293	Mc. Gomesende	SUZUKI
18	35	JULIO TABOADA MEIJIDE	11	2 Vueltas	19:10.075	1:30.825		SUZUKI
19	96	JOSE ANTONIO LEMOS GRILO NOVO	11	2 Vueltas	19:25.047	1:30.434		SUZUKI
No clasificado (75% = 10 Vueltas)								
NT	30	AARON MAZO RUIGOMEZ	4	NT	7:38.890	1:24.949		SUZUKI
NT	59	ALEJANDRO BARCA VILARIÑO		NT			Eco Quad Galicia	SUZUKI

Margin of Victory	Avg. Speed	Best Lap Tm	Best Spd	Best Lap by
28.613	-	1:20.177	-	72 - ENRIQUE PARDO GRANADO

Jefe de cronometraje  
 Director de Carrera

Orbits



# Carballo, Campeonato de España QuadX

Q2

Carballo 0,000 km

Segunda manga

02/05/2010 13:25

Carrera (15:00 y 2 Vueltas) iniciado a 13:21:14

Lap	Lap Tm	Diff	Time of Day
<b>(72) ENRIQUE PARDO GRANADO</b>			
1	1:20.507	+0.330	13:23:52.453
2	1:22.255	+2.078	13:25:14.708
3	<b>1:20.177</b>		13:26:34.885
4	1:20.891	+0.714	13:27:55.776
5	1:21.304	+1.127	13:29:17.080
6	1:20.767	+0.590	13:30:37.847
7	1:22.824	+2.647	13:32:00.671
8	1:22.183	+2.006	13:33:22.854
9	1:21.909	+1.732	13:34:44.763
10	1:22.150	+1.973	13:36:06.913
11	1:23.587	+3.410	13:37:30.500
12	1:23.188	+3.011	13:38:53.688
13	1:24.266	+4.089	13:40:17.954

Lap	Lap Tm	Diff	Time of Day
<b>(87) RUBEN SOLER MARTI</b>			
1	1:23.943	+1.906	13:23:58.577
2	<b>1:22.037</b>		13:25:20.614
3	1:23.512	+1.475	13:26:44.126
4	1:22.887	+0.850	13:28:07.013
5	1:22.402	+0.365	13:29:29.415
6	1:23.915	+1.878	13:30:53.330
7	1:22.628	+0.591	13:32:15.958
8	1:23.920	+1.883	13:33:39.878
9	1:23.912	+1.875	13:35:03.790
10	1:24.508	+2.471	13:36:28.298
11	1:24.383	+2.346	13:37:52.681
12	1:24.766	+2.729	13:39:17.447
13	1:29.120	+7.083	13:40:46.567

Lap	Lap Tm	Diff	Time of Day
<b>(55) ADRIAN BAQUEDANO SERRANO</b>			
1	1:23.329	+0.651	13:23:57.675
2	1:23.902	+1.224	13:25:21.577
3	1:23.361	+0.683	13:26:44.938
4	1:23.546	+0.868	13:28:08.484
5	<b>1:22.678</b>		13:29:31.162
6	1:23.419	+0.741	13:30:54.581
7	1:23.394	+0.716	13:32:17.975
8	1:24.139	+1.461	13:33:42.114
9	1:25.561	+2.883	13:35:07.675
10	1:25.446	+2.768	13:36:33.121
11	1:26.011	+3.333	13:37:59.132
12	1:26.821	+4.143	13:39:25.953
13	1:27.920	+5.242	13:40:53.873

Lap	Lap Tm	Diff	Time of Day
<b>(88) DAVID LANDA LANDA</b>			
1	1:26.410	+1.746	13:24:04.536
2	1:25.790	+1.126	13:25:30.326
3	1:24.756	+0.092	13:26:55.082
4	1:26.212	+1.548	13:28:21.294
5	1:26.654	+1.990	13:29:47.948
6	1:26.696	+2.032	13:31:14.644
7	1:26.323	+1.659	13:32:40.967
8	1:26.718	+2.054	13:34:07.685
9	<b>1:24.664</b>		13:35:32.349
10	1:25.490	+0.826	13:36:57.839
11	1:25.103	+0.439	13:38:22.942
12	1:24.865	+0.201	13:39:47.807
13	1:25.827	+1.163	13:41:13.634

Lap	Lap Tm	Diff	Time of Day
<b>(15) MIGUEL A. LANDA LANDA</b>			
1	<b>1:23.205</b>		13:23:56.852
2	1:23.401	+0.196	13:25:20.253
3	1:23.370	+0.165	13:26:43.623
4	1:24.393	+1.188	13:28:08.016

Lap	Lap Tm	Diff	Time of Day
5	1:26.226	+3.021	13:29:34.242
6	1:26.578	+3.373	13:31:00.820
7	1:26.538	+3.333	13:32:27.358
8	1:26.659	+3.454	13:33:54.017
9	1:27.827	+4.622	13:35:21.844
10	1:26.820	+3.615	13:36:48.664
11	1:30.740	+7.535	13:38:19.404
12	1:29.837	+6.632	13:39:49.241
13	1:26.658	+3.453	13:41:15.899

Lap	Lap Tm	Diff	Time of Day
<b>(64) ORIOL VIDAL MONTIJANO</b>			
1	1:26.212	+1.139	13:24:06.556
2	1:26.332	+1.259	13:25:32.888
3	1:26.178	+1.105	13:26:59.066
4	1:27.045	+1.972	13:28:26.111
5	1:27.051	+1.978	13:29:53.162
6	1:26.703	+1.630	13:31:19.865
7	<b>1:25.073</b>		13:32:44.938
8	1:25.612	+0.539	13:34:10.550
9	1:25.129	+0.056	13:35:35.679
10	1:25.924	+0.851	13:37:01.603
11	1:25.156	+0.083	13:38:26.759
12	1:25.275	+0.202	13:39:52.034
13	1:25.074	+0.001	13:41:17.108

Lap	Lap Tm	Diff	Time of Day
<b>(24) DANIEL PEREZ CARRERA</b>			
1	<b>1:24.480</b>		13:24:03.525
2	1:25.213	+0.733	13:25:28.738
3	1:24.819	+0.339	13:26:53.557
4	1:25.116	+0.636	13:28:18.673
5	1:25.742	+1.262	13:29:44.415
6	1:27.700	+3.220	13:31:12.115
7	1:27.713	+3.233	13:32:39.828
8	1:28.198	+3.718	13:34:08.026
9	1:27.155	+2.675	13:35:35.181
10	1:28.702	+4.222	13:37:03.883
11	1:26.225	+1.745	13:38:30.108
12	1:28.275	+3.795	13:39:58.383
13	1:27.589	+3.109	13:41:25.972

Lap	Lap Tm	Diff	Time of Day
<b>(56) ADRIAN LORENZO FARIÑA</b>			
1	1:26.457	+0.552	13:24:07.933
2	<b>1:25.905</b>		13:25:33.838
3	1:26.200	+0.295	13:27:00.038
4	1:26.996	+1.091	13:28:27.034
5	1:27.615	+1.710	13:29:54.649
6	1:27.403	+1.498	13:31:22.052
7	1:26.579	+0.674	13:32:48.631
8	1:26.856	+0.951	13:34:15.487
9	1:26.251	+0.346	13:35:41.738
10	1:26.923	+1.018	13:37:08.661
11	1:26.655	+0.750	13:38:35.316
12	1:27.209	+1.304	13:40:02.525
13	1:28.801	+2.896	13:41:31.326

Lap	Lap Tm	Diff	Time of Day
<b>(2) TONI VINGUT RIGGALL</b>			
1	1:26.517	+0.697	13:24:05.965
2	1:26.097	+0.277	13:25:32.062
3	1:26.288	+0.468	13:26:58.350
4	1:27.490	+1.670	13:28:25.840
5	1:28.021	+2.201	13:29:53.861
6	1:29.387	+3.567	13:31:23.248
7	1:27.037	+1.217	13:32:50.285
8	1:27.150	+1.330	13:34:17.435
9	1:26.717	+0.897	13:35:44.152
10	<b>1:25.820</b>		13:37:09.972

Lap	Lap Tm	Diff	Time of Day
11	1:28.347	+2.527	13:38:38.319
12	1:27.334	+1.514	13:40:05.653
13	1:31.202	+5.382	13:41:36.855

Lap	Lap Tm	Diff	Time of Day
<b>(5) MIGUEL ANGEL ARROYO SAN MIGUEL</b>			
1	<b>1:25.856</b>		13:24:02.819
2	1:27.179	+1.323	13:25:29.998
3	1:27.629	+1.773	13:26:57.627
4	1:27.317	+1.461	13:28:24.944
5	1:27.382	+1.526	13:29:52.326
6	1:28.470	+2.614	13:31:20.796
7	1:27.098	+1.242	13:32:47.894
8	1:28.285	+2.429	13:34:16.179
9	1:27.036	+1.180	13:35:43.215
10	1:29.302	+3.446	13:37:12.517
11	1:29.923	+4.067	13:38:42.440
12	1:30.702	+4.846	13:40:13.142
13	1:33.579	+7.723	13:41:46.721

Lap	Lap Tm	Diff	Time of Day
<b>(23) KILLIAN DIAZ GOMEZ</b>			
1	1:27.374	+1.386	13:24:12.533
2	1:27.607	+1.619	13:25:40.140
3	1:27.812	+1.824	13:27:07.952
4	<b>1:25.988</b>		13:28:33.940
5	1:27.931	+1.943	13:30:01.871
6	1:26.494	+0.506	13:31:28.365
7	1:26.085	+0.097	13:32:54.450
8	1:27.453	+1.465	13:34:21.903
9	1:26.799	+0.811	13:35:48.702
10	1:30.906	+4.918	13:37:19.608
11	1:35.578	+9.590	13:38:55.186
12	1:34.291	+8.303	13:40:29.477

Lap	Lap Tm	Diff	Time of Day
<b>(4) JOAN BONAFE NAVARRO</b>			
1	1:27.814	+0.307	13:24:14.522
2	1:28.068	+0.561	13:25:42.590
3	1:28.686	+1.179	13:27:11.276
4	1:28.544	+1.037	13:28:39.820
5	1:28.536	+1.029	13:30:08.356
6	1:29.220	+1.713	13:31:37.576
7	1:29.458	+1.951	13:33:07.034
8	<b>1:27.507</b>		13:34:34.541
9	1:29.211	+1.704	13:36:03.752
10	1:29.686	+2.179	13:37:33.438
11	1:29.030	+1.523	13:39:02.468
12	1:30.963	+3.456	13:40:33.431

Lap	Lap Tm	Diff	Time of Day
<b>(32) DIEGO J. REVILLA LUCIO</b>			
1	<b>1:26.439</b>		13:24:08.698
2	1:27.070	+0.631	13:25:35.768
3	1:28.674	+2.235	13:27:04.442
4	1:28.599	+2.160	13:28:33.041
5	1:28.895	+2.456	13:30:01.936
6	1:30.118	+3.679	13:31:32.054
7	1:29.352	+2.913	13:33:01.406
8	1:31.323	+4.884	13:34:32.729
9	1:34.186	+7.747	13:36:06.915
10	1:33.602	+7.163	13:37:40.517
11	1:31.470	+5.031	13:39:11.987
12	1:29.936	+3.497	13:40:41.923

Lap	Lap Tm	Diff	Time of Day
<b>(12) JACOBO ALVAREZ PEREZ</b>			
1	1:27.952	+0.365	13:24:12.364
2	<b>1:27.587</b>		13:25:39.951
3	1:27.787	+0.200	13:27:07.738
4	1:29.727	+2.140	13:28:37.465

Jefe de cronometraje  
Director de Carrera

# Carballo, Campeonato de España QuadX

Q2

Carballo 0,000 km

Segunda manga

02/05/2010 13:25

Carrera (15:00 y 2 Vueltas) iniciado a 13:21:14

Lap	Lap Tm	Diff	Time of Day
5	1:30.427	+2.840	13:30:07.892
6	1:29.337	+1.750	13:31:37.229
7	1:29.191	+1.604	13:33:06.420
8	1:30.525	+2.938	13:34:36.945
9	1:32.668	+5.081	13:36:09.613
10	1:31.989	+4.402	13:37:41.602
11	1:31.456	+3.869	13:39:13.058
12	1:30.235	+2.648	13:40:43.293

**(94) ELADIO AYTHAMI SANCHEZ MELIAN**

1	1:31.739	+2.040	13:24:20.466
2	1:31.772	+2.073	13:25:52.238
3	1:31.598	+1.899	13:27:23.836
4	1:32.176	+2.477	13:28:56.012
5	1:31.209	+1.510	13:30:27.221
6	1:31.540	+1.841	13:31:58.761
7	<b>1:29.699</b>		13:33:28.460
8	1:30.795	+1.096	13:34:59.255
9	1:30.948	+1.249	13:36:30.203
10	1:30.586	+0.887	13:38:00.789
11	1:30.038	+0.339	13:39:30.827
12	1:30.500	+0.801	13:41:01.327

**(44) LUIS Mª UGARTE MUGA**

1	<b>1:29.330</b>		13:24:18.446
2	1:30.379	+1.049	13:25:48.825
3	1:29.870	+0.540	13:27:18.695
4	1:29.427	+0.097	13:28:48.122
5	1:30.987	+1.657	13:30:19.109
6	1:30.691	+1.361	13:31:49.800
7	1:32.213	+2.883	13:33:22.013
8	1:33.140	+3.810	13:34:55.153
9	1:32.061	+2.731	13:36:27.214
10	1:33.318	+3.988	13:38:00.532
11	1:33.321	+3.991	13:39:33.853
12	1:30.320	+0.990	13:41:04.173

**(31) MARCOS FERNANDEZ RODRIGUEZ**

1	1:31.216	+0.923	13:24:17.327
2	1:31.112	+0.819	13:25:48.439
3	1:31.102	+0.809	13:27:19.541
4	1:31.837	+1.544	13:28:51.378
5	1:30.644	+0.351	13:30:22.022
6	1:31.522	+1.229	13:31:53.544
7	1:33.139	+2.846	13:33:26.683
8	1:31.354	+1.061	13:34:58.037
9	1:31.553	+1.260	13:36:29.590
10	1:33.003	+2.710	13:38:02.593
11	1:31.727	+1.434	13:39:34.320
12	<b>1:30.293</b>		13:41:04.613

**(35) JULIO TABOADA MEIJIDE**

1	1:32.292	+1.467	13:24:15.834
2	<b>1:30.825</b>		13:25:46.659
3	1:31.709	+0.884	13:27:18.368
4	1:32.348	+1.523	13:28:50.716
5	1:35.269	+4.444	13:30:25.985
6	1:36.611	+5.786	13:32:02.596
7	1:39.023	+8.198	13:33:41.619
8	1:41.474	+10.649	13:35:23.093
9	1:38.328	+7.503	13:37:01.421
10	1:41.751	+10.926	13:38:43.172
11	1:41.626	+10.801	13:40:24.798

**(96) JOSE ANTONIO LEMOS GRILO NOVO**

1	1:32.261	+1.827	13:24:50.922
---	----------	--------	--------------

Lap	Lap Tm	Diff	Time of Day
2	<b>1:30.434</b>		13:26:21.356
3	1:31.287	+0.853	13:27:52.643
4	1:32.440	+2.006	13:29:25.083
5	1:37.109	+6.675	13:31:02.192
6	1:32.685	+2.251	13:32:34.877
7	1:34.422	+3.988	13:34:09.299
8	1:38.933	+8.499	13:35:48.232
9	1:37.247	+6.813	13:37:25.479
10	1:40.607	+10.173	13:39:06.086
11	1:33.684	+3.250	13:40:39.770

**(30) AARON MAZO RUIGOMEZ**

1	<b>1:24.949</b>		13:24:32.027
2	1:25.942	+0.993	13:25:57.969
3	1:27.051	+2.102	13:27:25.020
4	1:28.593	+3.644	13:28:53.613

Lap	Lap Tm	Diff	Time of Day
-----	--------	------	-------------

Jefe de cronometraje

Director de Carrera

www.sport-adventure.net

Impresos: 02/05/2010 13:44:07



Orbits

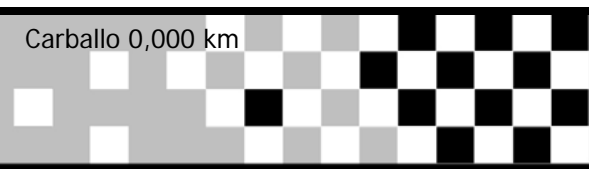
Página 2/2

# Carballo, Campeonato de España QuadX

Q2

Carballo 0,000 km

Final Q2



Pos.	Nº	Nombre	Total puntos	1ªM	2ªM	Marca	Club
1	72	ENRIQUE PARDO GRANADO	50	25	25	KTM	Palentino Mc
2	87	RUBEN SOLER MARTI	44	22	22	KTM	Ctat. Albaida
3	55	ADRIAN BAQUEDANO SERRANO	38	18	20	KTM	
4	15	MIGUEL A. LANDA LANDA	36	20	16	KTM	
5	88	DAVID LANDA LANDA	34	16	18	KTM	
6	64	ORIOL VIDAL MONTIJANO	30	15	15	YAMAHA	Mc Rav Motor
7	2	TONI VINGUT RIGGALL	26	14	12	KTM	Mc. Formentera-Eivissa
8	5	MIGUEL ANGEL ARROYO SAN MIGUEL	24	13	11	SUZUKI	
9	4	JOAN BONAFE NAVARRO	21	12	9	KTM	Pm. Sant Joan
10	23	KILLIAN DIAZ GOMEZ	21	11	10	KTM	
11	32	DIEGO J. REVILLA LUCIO	18	10	8	SUZUKI	
12	12	JACOBO ALVAREZ PEREZ	16	9	7	SUZUKI	Mc. Dagan
13	24	DANIEL PEREZ CARRERA	14	0	14	SUZUKI	Mc. Dagan
14	56	ADRIAN LORENZO FARIÑA	13	0	13	SUZUKI	Eco Quad Galicia
15	31	MARCOS FERNANDEZ RODRIGUEZ	11	7	4	SUZUKI	Mc. Gomesende
16	94	ELADIO AYTHAMI SANCHEZ MELIAN	11	5	6		
17	44	LUIS Mª UGARTE MUGA	11	6	5	KTM	
18	96	JOSE ANTONIO LEMOS GRILO NOVO	10	8	2	SUZUKI	
19	35	JULIO TABOADA MEIJIDE	7	4	3	SUZUKI	
20	30	AARON MAZO RUIGOMEZ	3	3	0	SUZUKI	
21	59	ALEJANDRO BARCA VILARIÑO	2	2	0	SUZUKI	Eco Quad Galicia
22	13	CLAUDIA LOPEZ-ALONSO IZQUIERDO	0	0	--	SUZUKI	

Carballo, Campeonato de España QuadX

Clasificado por mejor tiempo de vuelta

Quad SERIES

Carballo 0,000 km

Entrenos Oficiales

02/05/2010 09:15

Clasificación (42:00 Tiempo) iniciado a 9:12:50

Pos.	Nº	Nombre	Mejor Tm	Dif. resp. 1º	En Vuelta	Marca	Club
1	16	ALEX BONILLO TALENS	1:21.004		7	HONDA	Ctat. Albaida
2	66	GUILLEM ULLASTRES RAMIO	1:22.538	1.534	5	KTM	
3	13	ALBERTO FIESTRAS PEREZ	1:23.167	2.163	14		Mc. Pontevedra
4	19	MANUEL PARICIO ALONSO	1:25.592	4.588	7	SUZUKI	Vallisoletano Mc.
5	36	AARON ALCEDA CAUSAPE	1:25.594	4.590	9	KTM	Mc. Zuera
6	22	DANIEL A. REMUIÑAN GRAÑA	1:25.733	4.729	7	KTM	Eco Quad Galicia
7	17	FRANCISCO CAMPOS FILLOY	1:28.226	7.222	7	SUZUKI	Mc. Pontevedra
8	34	PASQUAL LORENTE FERNANDEZ	1:29.306	8.302	13	SUZUKI	

Jefe de cronometraje

Director de Carrera

www.sport-adventure.net

Impresos: 02/05/2010 9:54:30

Carballo, Campeonato de España QuadX

Clasificado por vueltas

Quad SERIES

Carballo 0,000 km

Primera Manga

02/05/2010 11:55

Carrera iniciado a 11:58:59

Pos.	Nº	Nombre	Vlt.	Dif. 1º	Total Tº	Mejor Tm	Club	Marca
1	16	ALEX BONILLO TALENS	13		17:47.698	1:20.929	Ctat. Albaida	HONDA
2	66	GUILLEM ULLASTRES RAMIO	13	3.253	17:50.951	1:21.049		KTM
3	13	ALBERTO FIESTRAS PEREZ	13	49.740	18:37.438	1:24.295	Mc. Pontevedra	
4	19	MANUEL PARICIO ALONSO	13	1:07.288	18:54.986	1:25.573	Vallisoletano Mc.	SUZUKI
5	36	AARON ALCEDA CAUSAPE	13	1:40.162	19:27.860	1:25.273	Mc. Zuera	KTM
6	17	FRANCISCO CAMPOS FILLOY	12	1 Vuelta	17:59.396	1:28.627	Mc. Pontevedra	SUZUKI
7	34	PASQUAL LORENTE FERNANDEZ	12	1 Vuelta	18:08.140	1:28.734		SUZUKI
8	22	DANIEL A. REMUIÑAN GRAÑA	12	1 Vuelta	18:27.053	1:26.634	Eco Quad Galicia	KTM

Margin of Victory	Avg. Speed	Best Lap Tm	Best Spd	Best Lap by
3.253	-	1:20.929	-	16 - ALEX BONILLO TALENS

Jefe de cronometraje

Orbits

Director de Carrera

www.sport-adventure.net

Impresos: 02/05/2010 12:18:46



# Carballo, Campeonato de España QuadX

Quad SERIES

Carballo 0,000 km

Primera Manga

02/05/2010 11:55

Carrera iniciado a 11:58:59

Lap	Lap Tm	Diff	Time of Day
<b>(16) ALEX BONILLO TALENS</b>			
1			12:00:17.089
2	1:21.602	+0.673	12:01:38.691
3	1:20.998	+0.069	12:02:59.689
4	1:21.357	+0.428	12:04:21.046
5	1:21.712	+0.783	12:05:42.758
6	<b>1:20.929</b>		12:07:03.687
7	1:22.506	+1.577	12:08:26.193
8	1:21.596	+0.667	12:09:47.789
9	1:23.558	+2.629	12:11:11.347
10	1:22.072	+1.143	12:12:33.419
11	1:25.448	+4.519	12:13:58.867
12	1:24.485	+3.556	12:15:23.352
13	1:23.947	+3.018	12:16:47.299

Lap	Lap Tm	Diff	Time of Day
<b>(66) GUILLEM ULLASTRES RAMIO</b>			
1			12:00:19.921
2	1:22.601	+1.552	12:01:42.522
3	<b>1:21.049</b>		12:03:03.571
4	1:21.746	+0.697	12:04:25.317
5	1:21.744	+0.695	12:05:47.061
6	1:22.289	+1.240	12:07:09.350
7	1:21.781	+0.732	12:08:31.131
8	1:22.637	+1.588	12:09:53.768
9	1:22.095	+1.046	12:11:15.863
10	1:23.290	+2.241	12:12:39.153
11	1:24.262	+3.213	12:14:03.415
12	1:24.596	+3.547	12:15:28.011
13	1:22.541	+1.492	12:16:50.552

Lap	Lap Tm	Diff	Time of Day
<b>(13) ALBERTO FIESTRAS PEREZ</b>			
1			12:00:22.054
2	1:24.671	+0.376	12:01:46.725
3	1:24.622	+0.327	12:03:11.347
4	<b>1:24.295</b>		12:04:35.642
5	1:26.042	+1.747	12:06:01.684
6	1:26.141	+1.846	12:07:27.825
7	1:25.241	+0.946	12:08:53.066
8	1:25.758	+1.463	12:10:18.824
9	1:27.533	+3.238	12:11:46.357
10	1:25.988	+1.693	12:13:12.345
11	1:26.497	+2.202	12:14:38.842
12	1:27.951	+3.656	12:16:06.793
13	1:30.246	+5.951	12:17:37.039

Lap	Lap Tm	Diff	Time of Day
<b>(19) MANUEL PARICIO ALONSO</b>			
1			12:00:23.874
2	1:27.760	+2.187	12:01:51.634
3	1:26.077	+0.504	12:03:17.711
4	1:26.204	+0.631	12:04:43.915
5	1:27.129	+1.556	12:06:11.044
6	<b>1:25.573</b>		12:07:36.617
7	1:26.189	+0.616	12:09:02.806
8	1:26.682	+1.109	12:10:29.488
9	1:28.897	+3.324	12:11:58.385
10	1:28.307	+2.734	12:13:26.692
11	1:28.873	+3.300	12:14:55.565
12	1:29.288	+3.715	12:16:24.853
13	1:29.734	+4.161	12:17:54.587

Lap	Lap Tm	Diff	Time of Day
<b>(36) AARON ALCEDA CAUSAPE</b>			
1			12:00:26.030
2	1:28.494	+3.221	12:01:54.524
3	<b>1:25.273</b>		12:03:19.797
4	1:26.084	+0.811	12:04:45.881

Lap	Lap Tm	Diff	Time of Day
5	1:27.032	+1.759	12:06:12.913
6	1:30.288	+5.015	12:07:43.201
7	1:30.777	+5.504	12:09:13.978
8	1:29.713	+4.440	12:10:43.691
9	1:28.833	+3.560	12:12:12.524
10	1:29.279	+4.006	12:13:41.803
11	1:30.237	+4.964	12:15:12.040
12	1:31.340	+6.067	12:16:43.380
13	1:44.081	+18.808	12:18:27.461

Lap	Lap Tm	Diff	Time of Day
<b>(17) FRANCISCO CAMPOS FILLOY</b>			
1			12:00:26.795
2	1:30.063	+1.436	12:01:56.858
3	<b>1:28.627</b>		12:03:25.485
4	1:30.042	+1.415	12:04:55.527
5	1:29.611	+0.984	12:06:25.138
6	1:30.509	+1.882	12:07:55.647
7	1:29.455	+0.828	12:09:25.102
8	1:28.885	+0.258	12:10:53.987
9	1:30.472	+1.845	12:12:24.459
10	1:30.588	+1.961	12:13:55.047
11	1:32.165	+3.538	12:15:27.212
12	1:31.785	+3.158	12:16:58.997

Lap	Lap Tm	Diff	Time of Day
<b>(34) PASQUAL LORENTE FERNANDEZ</b>			
1			12:00:25.848
2	1:29.627	+0.893	12:01:55.475
3	1:28.858	+0.124	12:03:24.333
4	<b>1:28.734</b>		12:04:53.067
5	1:29.561	+0.827	12:06:22.628
6	1:30.055	+1.321	12:07:52.683
7	1:33.214	+4.480	12:09:25.897
8	1:31.632	+2.898	12:10:57.529
9	1:31.315	+2.581	12:12:28.844
10	1:31.586	+2.852	12:14:00.430
11	1:32.412	+3.678	12:15:32.842
12	1:34.899	+6.165	12:17:07.741

Lap	Lap Tm	Diff	Time of Day
<b>(22) DANIEL A. REMUIÑAN GRAÑA</b>			
1			12:00:46.970
2	1:27.049	+0.415	12:02:14.019
3	1:27.015	+0.381	12:03:41.034
4	1:27.628	+0.994	12:05:08.662
5	<b>1:26.634</b>		12:06:35.296
6	1:27.016	+0.382	12:08:02.312
7	1:28.041	+1.407	12:09:30.353
8	1:30.651	+4.017	12:11:01.004
9	1:29.744	+3.110	12:12:30.748
10	1:33.041	+6.407	12:14:03.789
11	1:39.979	+13.345	12:15:43.768
12	1:42.886	+16.252	12:17:26.654

# Carballo, Campeonato de España QuadX

## Clasificado por vueltas

Quad SERIES

Carballo 0,000 km

Segunda Manga

02/05/2010 13:55

Carrera iniciado a 13:51:40

Pos.	N°	Nombre	Vlt.	Dif. 1°	Total T°	Mejor Tm	Club	Marca
1	66	GUILLEM ULLASTRES RAMIO	13		17:46.590	1:21.099		KTM
2	16	ALEX BONILLO TALENS	13	7.578	17:54.168	1:21.233	Ctat. Albaida	HONDA
3	13	ALBERTO FIESTRAS PEREZ	13	39.109	18:25.699	1:24.336	Mc. Pontevedra	
4	19	MANUEL PARICIO ALONSO	13	50.678	18:37.268	1:25.695	Vallisoletano Mc.	SUZUKI
5	36	AARON ALCEDA CAUSAPE	13	1:36.702	19:23.292	1:26.818	Mc. Zuera	KTM
6	17	FRANCISCO CAMPOS FILLOY	12	1 Vuelta	17:57.734	1:27.669	Mc. Pontevedra	SUZUKI
7	34	PASQUAL LORENTE FERNANDEZ	12	1 Vuelta	18:21.965	1:29.993		SUZUKI
No clasificado (75% = 10 Vueltas)								
NT	22	DANIEL A. REMUIÑAN GRAÑA	8	NT	12:01.815	1:26.574	Eco Quad Galicia	KTM

Margin of Victory	Avg. Speed	Best Lap Tm	Best Spd	Best Lap by
7.578	-	1:21.099	-	66 - GUILLEM ULLASTRES RAMIO

Jefe de cronometraje

Orbits

Director de Carrera

www.sport-adventure.net

Impresos: 02/05/2010 14:11:26



# Carballo, Campeonato de España QuadX

Quad SERIES

Carballo 0,000 km

Segunda Manga

02/05/2010 13:55

Carrera iniciado a 13:51:40

Lap	Lap Tm	Diff	Time of Day
<b>(66) GUILLEM ULLASTRES RAMIO</b>			
1			13:52:54.771
2	1:22.411	+1.312	13:54:17.182
3	<b>1:21.099</b>		13:55:38.281
4	1:23.933	+2.834	13:57:02.214
5	1:22.498	+1.399	13:58:24.712
6	1:22.337	+1.238	13:59:47.049
7	1:22.229	+1.130	14:01:09.278
8	1:22.143	+1.044	14:02:31.421
9	1:21.240	+0.141	14:03:52.661
10	1:23.215	+2.116	14:05:15.876
11	1:21.582	+0.483	14:06:37.458
12	1:23.578	+2.479	14:08:01.036
13	1:25.554	+4.455	14:09:26.590

Lap	Lap Tm	Diff	Time of Day
<b>(16) ALEX BONILLO TALENS</b>			
1			13:52:55.812
2	1:22.203	+0.970	13:54:18.015
3	<b>1:21.233</b>		13:55:39.248
4	1:22.016	+0.783	13:57:01.264
5	1:22.522	+1.289	13:58:23.786
6	1:22.395	+1.162	13:59:46.181
7	1:22.237	+1.004	14:01:08.418
8	1:22.429	+1.196	14:02:30.847
9	1:22.635	+1.402	14:03:53.482
10	1:23.397	+2.164	14:05:16.879
11	1:24.214	+2.981	14:06:41.093
12	1:25.380	+4.147	14:08:06.473
13	1:27.695	+6.462	14:09:34.168

Lap	Lap Tm	Diff	Time of Day
<b>(13) ALBERTO FIESTRAS PEREZ</b>			
1			13:52:57.906
2	<b>1:24.336</b>		13:54:22.242
3	1:25.606	+1.270	13:55:47.848
4	1:26.436	+2.100	13:57:14.284
5	1:25.189	+0.853	13:58:39.473
6	1:25.635	+1.299	14:00:05.108
7	1:25.839	+1.503	14:01:30.947
8	1:25.823	+1.487	14:02:56.770
9	1:24.602	+0.266	14:04:21.372
10	1:26.327	+1.991	14:05:47.699
11	1:26.024	+1.688	14:07:13.723
12	1:26.838	+2.502	14:08:40.561
13	1:25.138	+0.802	14:10:05.699

Lap	Lap Tm	Diff	Time of Day
<b>(19) MANUEL PARICIO ALONSO</b>			
1			13:52:59.939
2	1:26.715	+1.020	13:54:26.654
3	1:26.763	+1.068	13:55:53.417
4	1:26.619	+0.924	13:57:20.036
5	1:27.563	+1.868	13:58:47.599
6	1:26.109	+0.414	14:00:13.708
7	1:26.665	+0.970	14:01:40.373
8	1:25.716	+0.021	14:03:06.089
9	<b>1:25.695</b>		14:04:31.784
10	1:26.379	+0.684	14:05:58.163
11	1:26.535	+0.840	14:07:24.698
12	1:26.765	+1.070	14:08:51.463
13	1:25.805	+0.110	14:10:17.268

Lap	Lap Tm	Diff	Time of Day
<b>(36) AARON ALCEDA CAUSAPE</b>			
1			13:53:02.297
2	1:28.139	+1.321	13:54:30.436
3	<b>1:26.818</b>		13:55:57.254
4	1:27.530	+0.712	13:57:24.784

Lap	Lap Tm	Diff	Time of Day
5	1:28.290	+1.472	13:58:53.074
6	1:28.373	+1.555	14:00:21.447
7	1:28.689	+1.871	14:01:50.136
8	1:29.172	+2.354	14:03:19.308
9	1:28.260	+1.442	14:04:47.568
10	1:29.961	+3.143	14:06:17.529
11	1:29.916	+3.098	14:07:47.445
12	1:34.575	+7.757	14:09:22.020
13	1:41.272	+14.454	14:11:03.292

Lap	Lap Tm	Diff	Time of Day
<b>(17) FRANCISCO CAMPOS FILLOY</b>			
1			13:53:03.221
2	1:29.624	+1.955	13:54:32.845
3	<b>1:27.669</b>		13:56:00.514
4	1:28.536	+0.867	13:57:29.050
5	1:28.758	+1.089	13:58:57.808
6	1:28.882	+1.213	14:00:26.690
7	1:28.489	+0.820	14:01:55.179
8	1:28.909	+1.240	14:03:24.088
9	1:31.634	+3.965	14:04:55.722
10	1:32.040	+4.371	14:06:27.762
11	1:35.780	+8.111	14:08:03.542
12	1:34.192	+6.523	14:09:37.734

Lap	Lap Tm	Diff	Time of Day
<b>(34) PASQUAL LORENTE FERNANDEZ</b>			
1			13:53:02.048
2	1:31.501	+1.508	13:54:33.549
3	<b>1:29.993</b>		13:56:03.542
4	1:30.772	+0.779	13:57:34.314
5	1:30.992	+0.999	13:59:05.306
6	1:33.215	+3.222	14:00:38.521
7	1:32.459	+2.466	14:02:10.980
8	1:32.559	+2.566	14:03:43.539
9	1:34.294	+4.301	14:05:17.833
10	1:34.793	+4.800	14:06:52.626
11	1:34.014	+4.021	14:08:26.640
12	1:35.325	+5.332	14:10:01.965

Lap	Lap Tm	Diff	Time of Day
<b>(22) DANIEL A. REMUIÑAN GRAÑA</b>			
1			13:53:04.294
2	1:30.030	+3.456	13:54:34.324
3	1:29.652	+3.078	13:56:03.976
4	<b>1:26.574</b>		13:57:30.550
5	1:28.246	+1.672	13:58:58.796
6	1:28.518	+1.944	14:00:27.314
7	1:33.020	+6.446	14:02:00.334
8	1:41.481	+14.907	14:03:41.815

Jefe de cronometraje

Director de Carrera

www.sport-adventure.net

Impresos: 02/05/2010 14:12:09

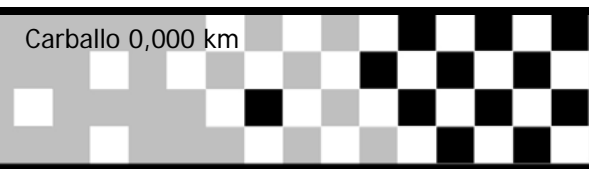


Carballo, Campeonato de España QuadX

Quad SERIES

Carballo 0,000 km

Final Quad SERIES



Pos.	Nº Nombre	Total puntos	1ªM	2ªM Marca	Club
1	66 GUILLEM ULLASTRES RAMIO	47	22	25 KTM	
2	16 ALEX BONILLO TALENS	47	25	22 HONDA	Ctat. Albaida
3	13 ALBERTO FIESTRAS PEREZ	40	20	20	Mc. Pontevedra
4	19 MANUEL PARICIO ALONSO	36	18	18 SUZUKI	Vallisoletano Mc.
5	36 AARON ALCEDA CAUSAPE	32	16	16 KTM	Mc. Zuera
6	17 FRANCISCO CAMPOS FILLOY	30	15	15 SUZUKI	Mc. Pontevedra
7	34 PASQUAL LORENTE FERNANDEZ	28	14	14 SUZUKI	
8	22 DANIEL A. REMUIÑAN GRAÑA	13	13	0 KTM	Eco Quad Galicia

Carballo, Campeonato de España QuadX

Clasificado por mejor tiempo de vuelta

Quad Iniciación

Carballo 0,000 km

Entrenos Oficiales

02/05/2010 10:00

Clasificación (30:00 Tiempo) iniciado a 9:55:49

Pos.	Nº	Nombre	Mejor Tm	Dif. resp. 1º	En Vuelta	Marca	Club
1	13	VICTOR GÜELL LOPEZ	1:16.959		9		Mc Tarragona
2	24	GABRIEL LOPEZ MALO	1:17.115	0.156	11	YAMAHA	
3	28	LORENZO AARON ALFARO VARGAS	1:17.820	0.861	8	YAMAHA	
4	14	PABLO NOGUEIRA FERNANDEZ	1:21.216	4.257	9	YAMAHA	FW Racing
5	88	DAVID LOUREIRO ALVAREZ	1:25.069	8.110	16	YAMAHA	Q.C. Os Queimados
6	69	KEVIN SOLBAS CECILIA	1:37.640	20.681	4		
7	42	KARIM ABD EL AZEM LANDA	2:04.094	47.135	3	YAMAHA	

Carballo, Campeonato de España QuadX

Clasificado por vueltas

Quad Iniciación

Carballo 0,000 km

Primera Manga

02/05/2010 12:25

Carrera iniciado a 12:22:09

Pos.	Nº	Nombre	Vueltas	Dif. resp. 1º	Dif. resp. anterior	Total Tº	Mejor Tm	En Vuelta	Marca
1	24	GABRIEL LOPEZ MALO	10			12:31.788	1:14.523	6	YAMAHA
2	28	LORENZO AARON ALFARO VARGAS	10	25.636	25.636	12:57.424	1:17.589	3	YAMAHA
3	13	VICTOR GÜELL LOPEZ	10	41.423	15.787	13:13.211	1:18.769	2	
4	88	DAVID LOUREIRO ALVAREZ	10	1:19.685	38.262	13:51.473	1:22.033	10	YAMAHA
No clasificado (75% = 8 Vueltas)									
	42	KARIM ABD EL AZEM LANDA	7	3 Vueltas	3 Vueltas	12:51.823	1:45.647	4	YAMAHA
NT	14	PABLO NOGUEIRA FERNANDEZ	9	NT		12:24.878	1:20.127	2	YAMAHA
EX	69	KEVIN SOLBAS CECILIA	10	EX		12:34.857	1:15.142	6	

Notificaciones

Excluido #69 Art.2.1

Margin of Victory	Avg. Speed	Best Lap Tm	Best Spd	Best Lap by
25.636	-	1:14.523	-	24 - GABRIEL LOPEZ MALO

Jefe de cronometraje

Orbits

Director de Carrera

www.sport-adventure.net

Impresos: 02/05/2010 16:14:29



# Carballo, Campeonato de España QuadX

Quad Iniciación

Carballo 0,000 km

Primera Manga

02/05/2010 12:25

Carrera iniciado a 12:22:09

Lap	Lap Tm	Diff	Time of Day
<b>(24) GABRIEL LOPEZ MALO</b>			
1			12:23:21.398
2	1:16.196	+1.673	12:24:37.594
3	1:15.898	+1.375	12:25:53.492
4	1:15.385	+0.862	12:27:08.877
5	1:14.777	+0.254	12:28:23.654
6	<b>1:14.523</b>		12:29:38.177
7	1:15.879	+1.356	12:30:54.056
8	1:15.665	+1.142	12:32:09.721
9	1:15.629	+1.106	12:33:25.350
10	1:15.583	+1.060	12:34:40.933

<b>(69) KEVIN SOLBAS CECILIA</b>			
1			12:23:20.436
2	1:15.691	+0.549	12:24:36.127
3	1:15.935	+0.793	12:25:52.062
4	1:15.681	+0.539	12:27:07.743
5	1:16.529	+1.387	12:28:24.272
6	<b>1:15.142</b>		12:29:39.414
7	1:16.100	+0.958	12:30:55.514
8	1:15.504	+0.362	12:32:11.018
9	1:16.121	+0.979	12:33:27.139
10	1:16.863	+1.721	12:34:44.002

<b>(28) LORENZO AARON ALFARO VARGAS</b>			
1			12:23:23.048
2	1:18.170	+0.581	12:24:41.218
3	<b>1:17.589</b>		12:25:58.807
4	1:17.986	+0.397	12:27:16.793
5	1:18.416	+0.827	12:28:35.209
6	1:17.784	+0.195	12:29:52.993
7	1:18.557	+0.968	12:31:11.550
8	1:17.903	+0.314	12:32:29.453
9	1:18.894	+1.305	12:33:48.347
10	1:18.222	+0.633	12:35:06.569

<b>(13) VICTOR GÜELL LOPEZ</b>			
1			12:23:24.126
2	<b>1:18.769</b>		12:24:42.895
3	1:19.370	+0.601	12:26:02.265
4	1:19.506	+0.737	12:27:21.771
5	1:19.841	+1.072	12:28:41.612
6	1:19.197	+0.428	12:30:00.809
7	1:20.170	+1.401	12:31:20.979
8	1:20.668	+1.899	12:32:41.647
9	1:20.605	+1.836	12:34:02.252
10	1:20.104	+1.335	12:35:22.356

<b>(88) DAVID LOUREIRO ALVAREZ</b>			
1			12:23:30.046
2	1:23.963	+1.930	12:24:54.009
3	1:24.111	+2.078	12:26:18.120
4	1:23.519	+1.486	12:27:41.639
5	1:23.915	+1.882	12:29:05.554
6	1:23.554	+1.521	12:30:29.108
7	1:23.426	+1.393	12:31:52.534
8	1:22.838	+0.805	12:33:15.372
9	1:23.213	+1.180	12:34:38.585
10	<b>1:22.033</b>		12:36:00.618

<b>(42) KARIM ABD EL AZEM LANDA</b>			
1			12:23:52.499
2	1:49.208	+3.561	12:25:41.707
3	1:58.717	+13.070	12:27:40.424
4	<b>1:45.647</b>		12:29:26.071

Lap	Lap Tm	Diff	Time of Day
5	1:53.052	+7.405	12:31:19.123
6	1:48.037	+2.390	12:33:07.160
7	1:53.808	+8.161	12:35:00.968

<b>(14) PABLO NOGUEIRA FERNANDEZ</b>			
1			12:23:26.267
2	<b>1:20.127</b>		12:24:46.394
3	1:21.455	+1.328	12:26:07.849
4	1:21.039	+0.912	12:27:28.888
5	1:25.587	+5.460	12:28:54.475
6	1:22.122	+1.995	12:30:16.597
7	1:24.318	+4.191	12:31:40.915
8	1:26.284	+6.157	12:33:07.199
9	1:26.824	+6.697	12:34:34.023

Jefe de cronometraje

Director de Carrera

www.sport-adventure.net

Impresos: 02/05/2010 12:37:40



Carballo, Campeonato de España QuadX

Clasificado por vueltas

Quad Iniciación

Carballo 0,000 km

Segunda Manga

02/05/2010 14:25

Carrera (10:00 y 0 Vueltas) iniciado a 14:17:00

Pos.	Nº	Nombre	Vueltas	Dif. resp. 1º	Dif. resp. anterior	Total Tº	Mejor Tm	En Vuelta	Marca
1	24	GABRIEL LOPEZ MALO	10			12:37.469	1:14.983	4	YAMAHA
2	28	LORENZO AARON ALFARO VARGAS	10	7.814	7.814	12:45.283	1:16.151	6	YAMAHA
3	13	VICTOR GÜELL LOPEZ	10	30.221	22.407	13:07.690	1:17.711	4	
4	88	DAVID LOUREIRO ALVAREZ	9	1 Vuelta	1 Vuelta	12:39.890	1:23.525	9	YAMAHA
5	42	KARIM ABD EL AZEM LANDA	8	2 Vueltas	1 Vuelta	14:09.810	1:39.608	7	YAMAHA

No clasificado (75% = 8 Vueltas)

NE	14	PABLO NOGUEIRA FERNANDEZ			NE			0	YAMAHA
EX	69	KEVIN SOLBAS CECILIA	10		EX	12:28.570	1:14.174	3	

Notificaciones

Excluido #69 Art.2.1

Margin of Victory	Avg. Speed	Best Lap Tm	Best Spd	Best Lap by
7.814	-	1:14.983	-	24 - GABRIEL LOPEZ MALO

Jefe de cronometraje

Orbits

Director de Carrera

www.sport-adventure.net

Impresos: 02/05/2010 16:13:04



# Carballo, Campeonato de España QuadX

Quad Iniciación

Carballo 0,000 km

Segunda Manga

02/05/2010 14:25

Carrera (10:00 y 0 Vueltas) iniciado a 14:17:00

Lap	Lap Tm	Diff	Time of Day
<b>(69) KEVIN SOLBAS CECILIA</b>			
1			14:18:10.887
2	1:15.850	+1.676	14:19:26.737
3	<b>1:14.174</b>		14:20:40.911
4	1:14.626	+0.452	14:21:55.537
5	1:15.263	+1.089	14:23:10.800
6	1:15.139	+0.965	14:24:25.939
7	1:15.138	+0.964	14:25:41.077
8	1:16.018	+1.844	14:26:57.095
9	1:16.049	+1.875	14:28:13.144
10	1:15.694	+1.520	14:29:28.838

<b>(24) GABRIEL LOPEZ MALO</b>			
1			14:18:09.783
2	1:16.603	+1.620	14:19:26.386
3	1:15.678	+0.695	14:20:42.064
4	<b>1:14.983</b>		14:21:57.047
5	1:15.410	+0.427	14:23:12.457
6	1:17.111	+2.128	14:24:29.568
7	1:16.269	+1.286	14:25:45.837
8	1:16.982	+1.999	14:27:02.819
9	1:16.653	+1.670	14:28:19.472
10	1:18.265	+3.282	14:29:37.737

<b>(28) LORENZO AARON ALFARO VARGAS</b>			
1			14:18:13.154
2	1:17.840	+1.689	14:19:30.994
3	1:16.969	+0.818	14:20:47.963
4	1:16.208	+0.057	14:22:04.171
5	1:16.930	+0.779	14:23:21.101
6	<b>1:16.151</b>		14:24:37.252
7	1:17.546	+1.395	14:25:54.798
8	1:17.047	+0.896	14:27:11.845
9	1:16.275	+0.124	14:28:28.120
10	1:17.431	+1.280	14:29:45.551

<b>(13) VICTOR GÜELL LOPEZ</b>			
1			14:18:14.238
2	1:18.394	+0.683	14:19:32.632
3	1:18.548	+0.837	14:20:51.180
4	<b>1:17.711</b>		14:22:08.891
5	1:18.464	+0.753	14:23:27.355
6	1:19.529	+1.818	14:24:46.884
7	1:19.645	+1.934	14:26:06.529
8	1:19.753	+2.042	14:27:26.282
9	1:20.241	+2.530	14:28:46.523
10	1:21.435	+3.724	14:30:07.958

<b>(88) DAVID LOUREIRO ALVAREZ</b>			
1			14:18:20.728
2	1:26.001	+2.476	14:19:46.729
3	1:25.334	+1.809	14:21:12.063
4	1:25.190	+1.665	14:22:37.253
5	1:24.497	+0.972	14:24:01.750
6	1:25.554	+2.029	14:25:27.304
7	1:24.288	+0.763	14:26:51.592
8	1:25.041	+1.516	14:28:16.633
9	<b>1:23.525</b>		14:29:40.158

<b>(42) KARIM ABD EL AZEM LANDA</b>			
1			14:18:40.723
2	1:45.711	+6.103	14:20:26.434
3	1:56.854	+17.246	14:22:23.288
4	1:45.213	+5.605	14:24:08.501
5	1:53.724	+14.116	14:26:02.225

Lap	Lap Tm	Diff	Time of Day
6	1:41.363	+1.755	14:27:43.588
7	<b>1:39.608</b>		14:29:23.196
8	1:46.882	+7.274	14:31:10.078

Lap	Lap Tm	Diff	Time of Day
-----	--------	------	-------------

Jefe de cronometraje

Director de Carrera

www.sport-adventure.net

Impresos: 02/05/2010 14:33:04

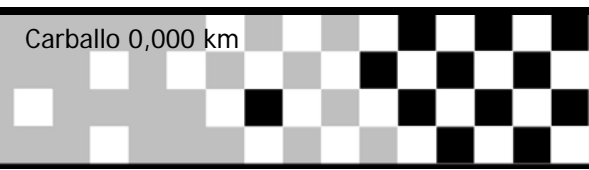


Carballo, Campeonato de España QuadX

Quad Iniciación

Carballo 0,000 km

Final Quad Iniciación



Pos.	Nº	Nombre	Total puntos	1ªM	2ªM	Marca	Club
1	24	GABRIEL LOPEZ MALO	50	25	25	YAMAHA	
2	28	LORENZO AARON ALFARO VARGAS	44	22	22	YAMAHA	
3	13	VICTOR GÜELL LOPEZ	40	20	20		Mc Tarragona
4	88	DAVID LOUREIRO ALVAREZ	36	18	18	YAMAHA	Q.C. Os Queimados
5	42	KARIM ABD EL AZEM LANDA	16	0	16	YAMAHA	
6	14	PABLO NOGUEIRA FERNANDEZ	0	0	0	YAMAHA	FW Racing
7	69	KEVIN SOLBAS CECILIA	0	0	0		

Notificaciones

Excluido #69 Art.2.1

Jefe de cronometraje

Director de Carrera

Orbite