

Ricardo Tormo 4.005 m

1 / 2

Valencia, 9-10-11 April 2010
Superbike - Results Race 1

Laps 23 = 92,115 Km - Time Of Race 36'47.723 - Avg. 150,206 km/h

Pos	Race	Grid	No.	Rider	Nat	Team	Bike	LL	Gap	Fastest Lap	Speed	Qualifying		Ranking	
												Time	Speed	R1	R2
1	4	91	L. HASLAM	GBR	Team Suzuki Alstare	Suzuki GSX-R1000	23		1'34.787	297,5	1'33.961	295,9	25	110	1
2	3	3	M. BIAGGI	ITA	Aprilia Alitalia Racing	Aprilia RSV4 1000 F.	23	1.757	1'35.025	300,9	1'33.860	302,6	20	89	2
3	9	52	J. TOSELAND	GBR	Yamaha Sterilgarda Team	Yamaha YZF R1	23	3.621	1'35.007	300,9	1'33.988	295,9	16	41	8
4	5	11	T. CORSER	AUS	BMW Motorrad Motorsport	BMW S1000 RR	23	4.209	1'35.100	295,1	1'34.059	297,5	13	42	7
5	11	41	N. HAGA	JPN	Ducati Xerox Team	Ducati 1098R	23	4.378	1'35.329	297,5	1'34.100	290,3	11	54	4
6	7	65	J. REA	GBR	HANNspree Ten Kate Honda	Honda CBR1000RR	23	9.834	1'35.218	300,0	1'34.235	294,3	10	49	5
7	1	35	C. CRUTCHLOW	GBR	Yamaha Sterilgarda Team	Yamaha YZF R1	23	10.466	1'35.243	298,4	1'33.615	296,7	9	34	10
8	8	57	L. LANZI	ITA	DFX Corse	Ducati 1098R	23	16.080	1'35.388	290,3	1'34.261	291,9	8	23	13
9	6	50	S. GUINTOLI	FRA	Team Suzuki Alstare	Suzuki GSX-R1000	23	18.382	1'35.017	297,5	1'34.073	296,7	7	40	9
10	14	96	J. SMRZ	CZE	Team PATA B&G Racing	Ducati 1098R	23	18.589	1'35.841	292,7	1'34.280	292,7	6	14	14
11	18	66	T. SYKES	GBR	Kawasaki Racing Team	Kawasaki ZX 10R	23	22.903	1'36.100	292,7	1'34.894	291,9	5	12	16
12	17	111	R. XAUS	ESP	BMW Motorrad Motorsport	BMW S1000 RR	23	25.203	1'36.063	298,4	1'34.756	296,7	4	14	15
13	16	76	M. NEUKIRCHNER	GER	HANNspree Ten Kate Honda	Honda CBR1000RR	23	25.676	1'35.910	302,6	1'34.934	294,3	3	8	17
14	15	99	L. SCASSA	ITA	Supersonic Racing Team	Ducati 1098R	23	26.606	1'36.202	288,8	1'34.730	287,2	2	2	19
15	19	88	A. PITT	AUS	Team Reitwagen BMW	BMW S1000 RR	23	43.797	1'36.241	297,5	1'36.088	291,1	1	3	18
16	22	95	R. HAYDEN	USA	Team Pedercini	Kawasaki ZX 10R	23	48.094	1'36.782	286,5	1'36.117	288,0			
17	21	15	M. BAIOTTO	ITA	Team Pedercini	Kawasaki ZX 10R	23	48.190	1'36.768	286,5	1'36.104	288,8			
18	23	17	S. ANDREWS	GBR	Kawasaki Racing Team	Kawasaki ZX 10R	23	52.863	1'36.360	287,2	1'36.329	287,2			
-----Not Classified-----															
RET	24	31	V. IANNUZZO	ITA	S.C.I. Honda Garvie Image	Honda CBR1000RR	12	11 Laps	1'36.919	292,7	1'36.524	288,0			
RET	13	2	L. CAMIER	GBR	Aprilia Alitalia Racing	Aprilia RSV4 1000 F.	7	16 Laps	1'35.104	296,7	1'34.273	296,7		32	11
RET	10	84	M. FABRIZIO	ITA	Ducati Xerox Team	Ducati 1098R	5	18 Laps	1'34.880	297,5	1'34.021	295,1		46	6
RET	12	67	S. BYRNE	GBR	Althea Racing	Ducati 1098R	5	18 Laps	1'34.987	291,9	1'34.246	291,1		25	12
RET	2	7	C. CHECA	ESP	Althea Racing	Ducati 1098R	2	21 Laps	1'34.750	282,0	1'33.840	288,8		60	3
RET	25	123	R. RESCH	AUT	Team Reitwagen BMW	BMW S1000 RR	2	21 Laps	1'37.098	290,3	1'36.639	290,3			

AIR	Humidity:	24%	Temp:	20°C
TRACK	Condition:	Dry	Temp:	29°C

Fastest Lap	2° Carlos Checa	1'34.750	152,169	Km/h
Lap Record:	2009 Noriyuki Haga	1'34.618	152,380	Km/h
Best Lap:	2009 Ben Spies	1'33.270	154,580	Km/h

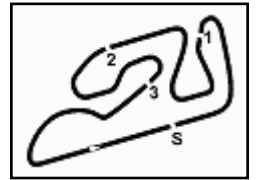
LAP LEADERS					
No.	Rider	From	To	Laps	Total
7	C. CHECA	1	2	2	2
11	T. CORSER	3	4	2	2
91	L. HASLAM	5	23	19	19

TOTAL LEADER LAPS		
No.	Rider	Laps
91	L. HASLAM	71
3	M. BIAGGI	26
50	S. GUINTOLI	8
7	C. CHECA	3
11	T. CORSER	2
65	J. REA	1

Start 11/04/2010 12:03

End 12:41

The results are provisional until the end of the time limit for protests and appeals and the completion of the technical checks.



Ricardo Tormo 4.005 m

Valencia, 9-10-11 April 2010

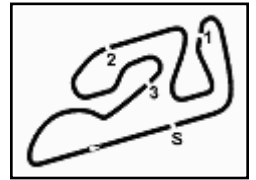
Superbike - Results Race 1

Laps 23 = 92,115 Km - Time Of Race 36'47.723 - Avg. 150,206 km/h

RACE HIGHLIGHTS

11.42		Sighting Lap Start
12.00		Warm-up Lap Start
12.03		Start
12.05		No Jump Start
12.07	7 Checa	Technical Problem - Post.10
12.08	123 Resch	Technical Problem - Post.8
12.11	84 Fabrizio	Crashed - Rider OK - Post.5
12.12	67 Byrne	Crashed - Rider OK - Post.6
12.15	2 Camier	Crashed - Rider OK - Post.8
12.23	31 Iannuzzo	Crashed - Rider OK - Post.2
12.41		End Of Session

11/04/2010 Start End The results are provisional until the end of the time limit for protests and appeals
12:03 12:41 and the completion of the technical checks.



Ricardo Tormo 4.005 m

Valencia, 9-10-11 April 2010
Superbike - Results Race 2 - Aggregate

Laps 23 = 92,115 Km - Time Of Race 36'51.500 - Avg. 149,950 km/h

Pos	Race	Grid	No.	Rider	Nat	Team	Bike	LL	Gap	Fastest Lap	Speed	Qualifying		Ranking			Pos
												Time	Speed	R1	R2	Tot	
1	11	41	N. HAGA	JPN	Ducati Xerox Team	Ducati 1098R	23			1'35.070		1'34.100	290,3	11	25	79	4
2	2	7	C. CHECA	ESP	Althea Racing	Ducati 1098R	23	0.025		1'34.681		1'33.840	288,8		20	80	3
3	3	3	M. BIAGGI	ITA	Aprilia Alitalia Racing	Aprilia RSV4 1000 F.	23	0.299		1'34.632		1'33.860	302,6	20	16	105	2
4	4	91	L. HASLAM	GBR	Team Suzuki Alstare	Suzuki GSX-R1000	23	10.100		1'35.122		1'33.961	295,9	25	13	123	1
5	7	65	J. REA	GBR	HANNspree Ten Kate Honda	Honda CBR1000RR	23	12.811		1'35.335		1'34.235	294,3	10	11	60	5
6	6	50	S. GUINTOLI	FRA	Team Suzuki Alstare	Suzuki GSX-R1000	23	13.459		1'35.289		1'34.073	296,7	7	10	50	7
7	9	52	J. TOSELAND	GBR	Yamaha Sterilgarda Team	Yamaha YZF R1	23	14.845		1'35.263		1'33.988	295,9	16	9	50	6
8	12	67	S. BYRNE	GBR	Althea Racing	Ducati 1098R	23	14.861		1'35.288		1'34.246	291,1		8	33	11
9	1	35	C. CRUTCHLOW	GBR	Yamaha Sterilgarda Team	Yamaha YZF R1	23	15.202		1'35.168		1'33.615	296,7	9	7	41	10
10	14	96	J. SMRZ	CZE	Team PATA B&G Racing	Ducati 1098R	23	18.071		1'35.498		1'34.280	292,7	6	6	20	14
11	17	111	R. XAUS	ESP	BMW Motorrad Motorsport	BMW S1000 RR	23	25.179		1'36.083		1'34.756	296,7	4	5	19	15
12	5	11	T. CORSER	AUS	BMW Motorrad Motorsport	BMW S1000 RR	23	26.116		1'35.284		1'34.059	297,5	13	4	46	9
13	8	57	L. LANZI	ITA	DFX Corse	Ducati 1098R	23	30.189		1'35.817		1'34.261	291,9	8	3	26	13
14	15	99	L. SCASSA	ITA	Supersonic Racing Team	Ducati 1098R	23	30.387		1'36.282		1'34.730	287,2	2	2	4	18
15	18	66	T. SYKES	GBR	Kawasaki Racing Team	Kawasaki ZX 10R	23	35.741		1'36.077		1'34.894	291,9	5	1	13	16
16	19	88	A. PITT	AUS	Team Reitwagen BMW	BMW S1000 RR	23	43.244		1'36.115		1'36.088	291,1	1		3	19
17	16	76	M. NEUKIRCHNER	GER	HANNspree Ten Kate Honda	Honda CBR1000RR	23	43.540		1'36.264		1'34.934	294,3	3		8	17
18	25	123	R. RESCH	AUT	Team Reitwagen BMW	BMW S1000 RR	23	47.145		1'36.396		1'36.639	290,3				
19	22	95	R. HAYDEN	USA	Team Pedercini	Kawasaki ZX 10R	23	48.502		1'36.748		1'36.117	288,0				
20	21	15	M. BAIOTTO	ITA	Team Pedercini	Kawasaki ZX 10R	23	51.838		1'37.004		1'36.104	288,8				
-----Not Classified-----																	
RET	10	84	M. FABRIZIO	ITA	Ducati Xerox Team	Ducati 1098R	15	8 Laps		1'35.416		1'34.021	295,1			46	8
RET	13	2	L. CAMIER	GBR	Aprilia Alitalia Racing	Aprilia RSV4 1000 F.	12	11 Laps		1'34.668		1'34.273	296,7			32	12
RET	23	17	S. ANDREWS	GBR	Kawasaki Racing Team	Kawasaki ZX 10R	3	20 Laps		1'37.854		1'36.329	287,2				
RET	24	31	V. IANNUZZO	ITA	S.C.I. Honda Garvie Image	Honda CBR1000RR	3	20 Laps		1'37.211		1'36.524	288,0				

Fastest Lap	8° Max Biaggi	1'34.632	152,359 Km/h
Lap Record:	2009 Noriyuki Haga	1'34.618	152,380 Km/h
Best Lap:	2009 Ben Spies	1'33.270	154,580 Km/h

TOTAL LEADER LAPS


No.	Rider	Laps		
91	L. HASLAM	71	11 T. CORSER	2
3	M. BIAGGI	29	65 J. REA	1
2	L. CAMIER	9		
41	N. HAGA	8		
50	S. GUINTOLI	8		
7	C. CHECA	6		

Start

End

The results are provisional until the end of the time limit for protests and appeals and the completion of the technical checks.

11/04/2010



Ricardo Tormo 4.005 m

Valencia, 9-10-11 April 2010
Supersport - Results Race

Laps 23 = 92,115 Km - Time Of Race 37'32.610 - Avg. 147,213 km/h

Pos	Race	Grid	No.	Rider	Nat	Team	Bike	LL	Gap	Fastest Lap	Speed	Qualifying		Ranking			
												Time	Speed	R	Tot	Pos	
1	2	26	J. LASCORZ	ESP	Kawasaki Motocard.com	Kawasaki ZX-6R	23			1'37.049	259,5	1'35.740	264,0	25	65	1	
2	3	54	K. SOFUOGLU	TUR	HANNspree Ten Kate Honda	Honda CBR600RR	23	3.193		1'37.102	262,7	1'36.002	264,6	20	61	2	
3	6	7	C. DAVIES	GBR	ParkinGO Triumph BE1	Triumph Daytona 675	23	5.417		1'37.226	260,2	1'36.291	259,5	16	33	4	
4	5	25	D. SALOM	ESP	ParkinGO BE1 Triumph	Triumph Daytona 675	23	8.317		1'37.407	258,9	1'36.252	259,5	13	32	5	
5	1	50	E. LAVERTY	IRL	Parkalgar Honda	Honda CBR600RR	23	10.757		1'37.202	258,3	1'35.658	262,7	11	41	3	
6	12	4	G. REA	GBR	Intermoto Czech	Honda CBR600RR	23	38.866		1'38.502	257,1	1'37.638	257,1	10	24	8	
7	13	14	M. LAGRIVE	FRA	ParkinGO Triumph BE1	Triumph Daytona 675	23	38.926		1'38.395	256,5	1'37.774	257,7	9	9	15	
8	15	5	A. LUNDH	SWE	Cresto Guide Racing Team	Honda CBR600RR	23	50.902		1'39.074	259,5	1'38.367	259,5	8	11	13	
9	10	127	R. HARMS	DEN	Harms Benjan Racing	Honda CBR600RR	23	56.653		1'38.386	257,1	1'37.064	259,5	7	25	7	
10	7	99	F. FORET	FRA	Team Lorenzini by Leoni	Kawasaki ZX-6R	23	1'01.495		1'37.417	266,6	1'36.346	258,9	6	28	6	
11	8	51	M. PIRRO	ITA	HANNspree Ten Kate Honda	Honda CBR600RR	23	1'06.573		1'37.783	263,4	1'36.593	259,5	5	21	9	
12	14	117	M. PRAIA	POR	Parkalgar Honda	Honda CBR600RR	23	1'18.142		1'39.460	260,8	1'38.027	261,4	4	11	14	
-----Not Classified-----																	
RET	19	33	P. CAZZOLA	ITA	Kuja Racing	Honda CBR600RR	10	13 Laps		1'42.576	249,3	1'41.278	259,5			2	18
RET	9	40	J. DISALVO	USA	ParkinGO BE1 Triumph	Triumph Daytona 675	5	18 Laps		1'38.543	259,5	1'36.968	255,2			12	12
RET	4	37	K. FUJIWARA	JPN	Kawasaki Motocard.com	Kawasaki ZX-6R	2	21 Laps		1'37.532	258,3	1'36.015	264,6			15	11
RET	17	8	B. CHESAUX	SUI	Harms Benjan Racing	Honda CBR600RR	2	21 Laps		1'40.828	249,3	1'39.011	254,0			2	17
RET	11	55	M. ROCCOLI	ITA	Intermoto Czech	Honda CBR600RR	1	22 Laps			260,8	1'37.456	256,5			17	10
RET	18	9	D. DELL'OMO	ITA	Kuja Racing	Honda CBR600RR	1	22 Laps				1'39.176	256,5			2	19
RET	16	85	A. PALUMBO	ITA	Puccetti R. Kawasaki Italia	Kawasaki ZX-6R	0					1'38.993	253,4				

AIR	Humidity:	22%	Temp:	25°C
TRACK	Condition:	Dry	Temp:	30°C

Fastest Lap	7 ^o Joan Lascorz	1'37.049	148,564	Km/h
Lap Record:	2009 Cal Crutchlow	1'36.865	148,850	Km/h
Best Lap:	2010 Eugene Laverty	1'35.658	150,720	Km/h

LAP LEADERS					
No.	Rider	From	To	Laps	Total
50	E. LAVERTY	1	5	5	5
26	J. LASCORZ	6	23	18	18

TOTAL LEADER LAPS		
No.	Rider	Laps
50	E. LAVERTY	41
26	J. LASCORZ	18
54	K. SOFUOGLU	5

 Start
11/04/2010 13:33

 End
14:12

The results are provisional until the end of the time limit for protests and appeals and the completion of the technical checks.



Ricardo Tormo 4.005 m

Valencia, 9-10-11 April 2010

Supersport - Results Race

Laps 23 = 92,115 Km - Time Of Race 37'32.610 - Avg. 147,213 km/h

RACE HIGHLIGHTS

13.12		Sighting Lap Start
13.30		Warm-up Lap Start
13.33		Start
13.33	85 Palumbo	Crashed
13.33	9 Dell'Omo	Crashed
13.33	33 Cazzola	Crashed
13.33	33 Cazzola	Crashed - Post.2
13.33	33 Cazzola	Re-joined
13.34	9 Dell'Omo	Re-joined
13.34		No Jump Start
13.35	33 Cazzola	Entered Pits
13.35	55 Roccoli	Crashed - Post.4
13.35	9 Dell'Omo	Entered Pits
13.36	51 Pirro	Crashed
13.37	37 Fujiwara	Crashed
13.37	51 Pirro	Re-joined
13.37	8 Chesaux	Crashed - Rider OK - Post.5
13.39	9 Dell'Omo	Technical Problem - Post.12
13.40	40 DiSalvo	Re-joined
13.40	40 DiSalvo	Re-joined
13.41	40 DiSalvo	Entered Pits
13.42	99 Foret	Crashed - Rider OK - Post.11
13.42	99 Foret	Re-joined
13.47	33 Cazzola	On the Gravel - Post.1
13.47	33 Cazzola	Re-joined
13.49	33 Cazzola	Entered Pits
13.55	33 Cazzola	On the Gravel - Post.10
13.55	33 Cazzola	Technical Problem - Post.10
14.12		End Of Session

11/04/2010

Start
13:33

End
14:12

The results are provisional until the end of the time limit for protests and appeals and the completion of the technical checks.